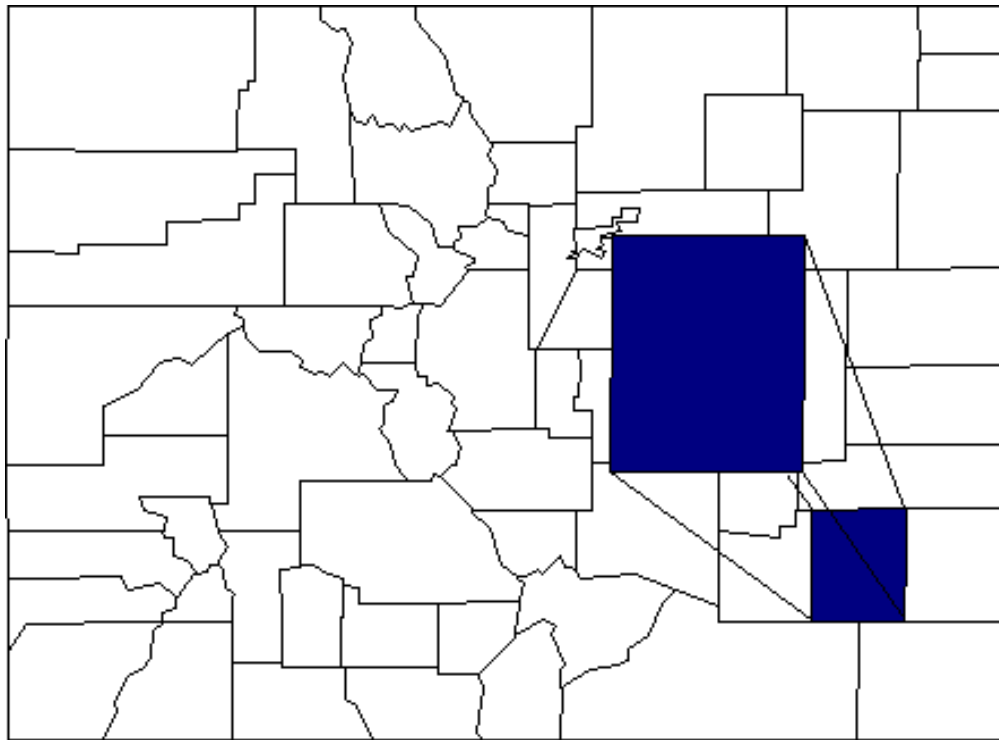


Bent County Profile

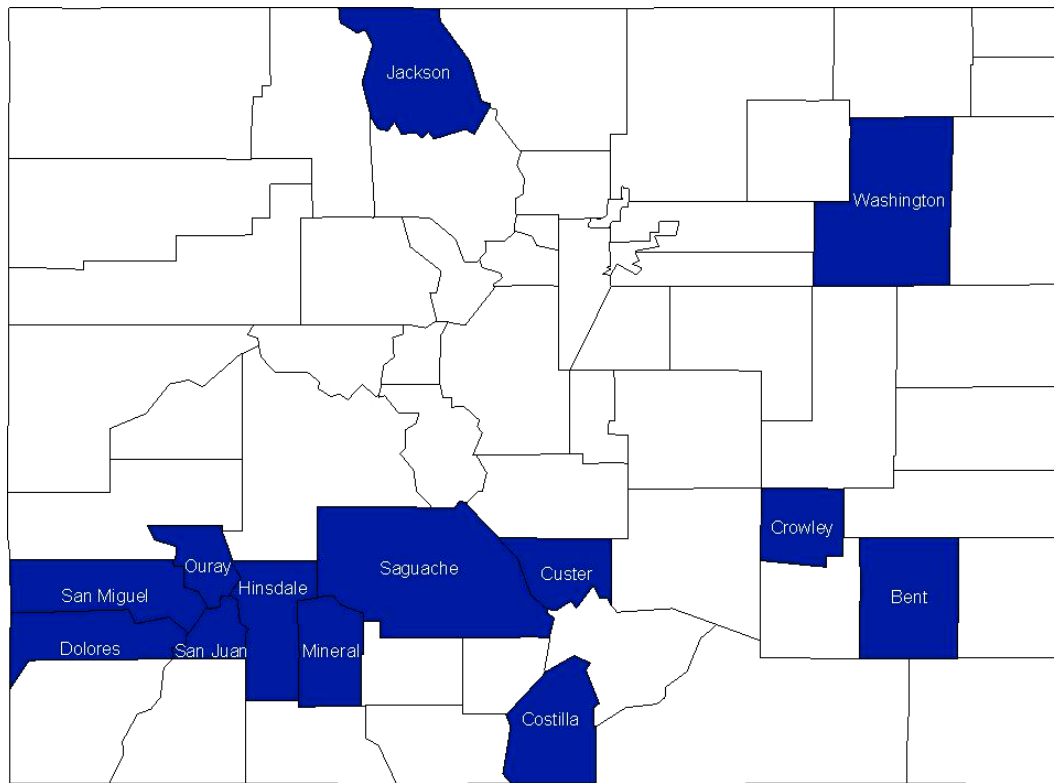


The Colorado Rural Health Center
2008



Colorado Rural Health Center
3033 S. Parker Rd., Suite 660
Aurora, CO 80014
Phone: (303) 832-7493
From Rural CO: (800) 851-6782
Website: www.coruralhealth.org
Email: info@coruralhealth.org

Colorado County Profiles 2008



Nonmetropolitan Counties Without a Hospital

These profiles were prepared by the Colorado Rural Health Center to provide an overview of the basic health services infrastructure and demographics in Colorado's fourteen non-metropolitan counties without a hospital.

Prepared by the

Colorado Rural Health Center

"Enhancing healthcare services in Colorado by providing information, education, linkages, tools, and energy toward addressing rural health issues."

Through our mission, the Colorado Rural Health Center works in collaboration with federal, state, and local partners to offer various services and resources to Colorado's rural healthcare providers, facilities, and communities. Established in 1991 as a 501(c) (3) not-for-profit organization, The Colorado Rural Health Center is the State Office of Rural Health in Colorado.

Every effort was made to provide accurate information. If services were missed or corrections or updates are needed, please let us know.



Colorado Rural Health Center

3033 S. Parker Rd., Suite 660

Aurora, CO 80014

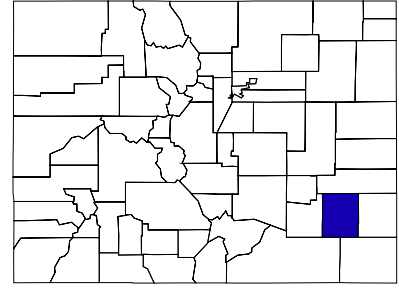
Phone: (303) 832-7493

From Rural CO: (800) 851-6782

Email: info@coruralhealth.org

Website: www.coruralhealth.org

Bent County Profile 2008 Health Services



Primary Care Services

Bent County Nursing Service

701 Park Avenue, Las Animas, CO 81054

(719) 456-0517

Monday – Friday

Rural Health Clinic; WIC, Women's, Infants, and Children; vital records; HCP, Handicap Children's Program; Immunizations; Communicable Disease Surveillance; Presumptive Eligibility; Post-Partum/Newborn Visitation; EPSDT, Early Periodic Screening Diagnosis and Treatment; STEPP, State Tobacco Education Partnership Program; Bioterrorism Preparedness; CWCCI (Colorado Women's Cancer Control Initiative) Outreach; Dare, Diabetes awareness Reduces Excuses; Vital Records; OLTC, Options for Long-Term Care; Adult Wellness Program; school health.

Family Medical Services (part of **Bent County HealthCare Center**)

215 Maple Avenue, Las Animas, CO 81054

(719) 456-1243

Monday – Friday

Las Animas Health Clinic (part of **Valley Wide Health Services**)

245 Vine Avenue, Las Animas, CO 81054

(719) 456-2653

Monday - Friday

Outpatient services, physician onsite

Dental Services

None identified in county

Mental Health Services

Southeast Mental Health Services

623 Carson Avenue, Las Animas, CO 81054

(719) 456-0069

Tuesdays

Long Term Care, Assisted Living and Nursing Homes

Bent County HealthCare Center (Nursing Home)

810 Third Street, Las Animas, CO 81054

(719) 456-1340

County owned public facility; 60 licensed beds

Environmental Services, medical records/HIPAA services, nursing services, outpatient laboratory services, outpatient therapy services, Medicare Skilled Nursing Facility, Psychological Services, Social Services, Transportation for Families.

Prairie View Village of Las Animas (Assisted Living)

821 Second Street, Las Animas, CO 81054
(719) 456-1993

16 licensed beds; for persons of retirement age, who are ambulatory and in good physical and mental health

Magana Personal Care Boarding Home (Assisted Living Residence)
1008 Cottonwood, Las Animas, CO 81054
(719) 456-1444

10 licensed beds, private pay assisted living residence for veterans and others (males)

Hospice and Home Health

Arkansas Valley Hospice out of La Junta, (719) 384-8827. Staffed from social workers and nurses from La Junta. Laura Hill, Human Resources Manager. Office hours are Monday-Friday, 8:00AM-5:00PM, Emergency Services, 24-hours, 365 days a year.

Bent County Nursing Services

(719) 456-0517

Certified Home Health Agency. Services include physical therapy, occupational therapy, and speech.

EMS

Bent County Ambulance Service

(719) 456-1915 and (719) 456-1340

Owned and operated by the county

Ambulance service has paid volunteers consisting of EMT intermediates, EMT basics, and first responders.

Operates three ambulances

Advanced Life Support

Hasty-McClave Ambulance Service

(719) 688-8896

Operates as a special district of the county

The service is all paid volunteers consisting of Basic Life Support.

Operates two ambulances

Pharmacy

Val-U-Med Health Mart Pharmacy

159 Bent Avenue, Las Animas, CO 81054

(719) 456-1691

Monday – Friday, and half days on Saturday

Full service pharmacy with free delivery

Public Transportation

Golden Age Transportation (GAT) by appointment and regular runs.

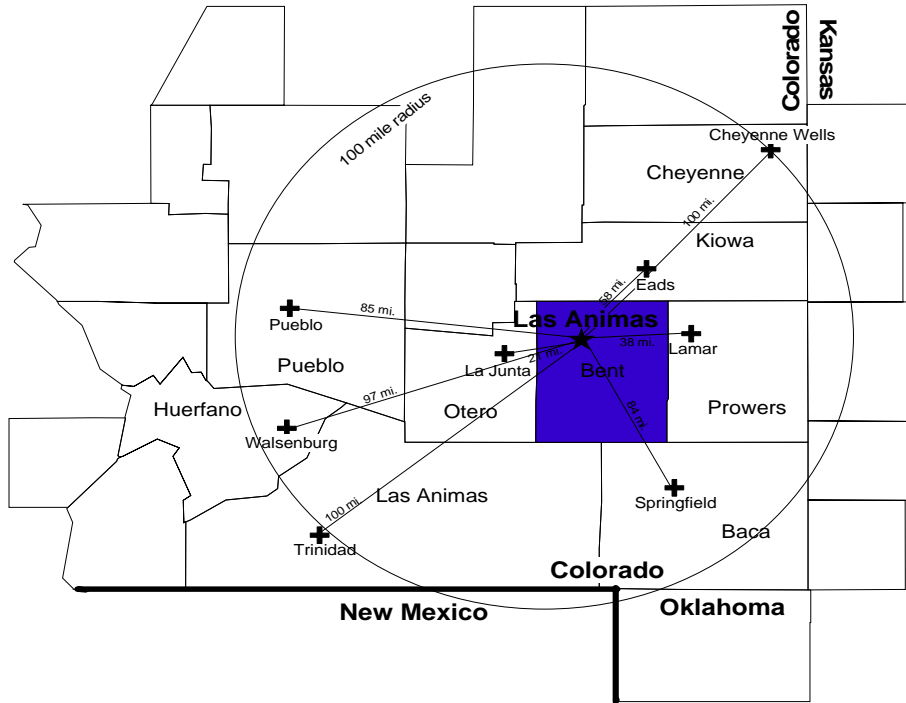
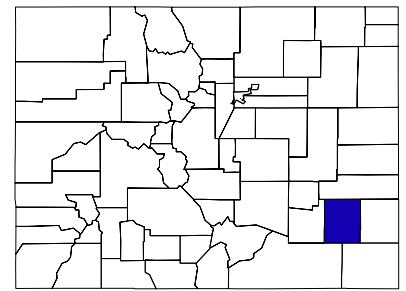
(719) 456-1600



Colorado Rural Health Center

3033 S. Parker Rd., Suite 660
 Aurora, CO 80014
 Phone: (303) 832-7493
 From Rural CO: (800) 851-6782
 Email: info@coruralhealth.org
 Website: www.coruralhealth.org

**Bent
 County Profile 2008
 Neighboring Hospitals**



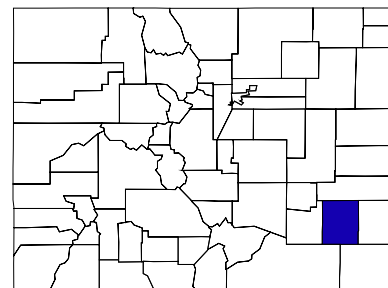
Hospital	# of Beds	Distance to Las Animas*
Arkansas Valley Regional Medical Center 1100 Carson Avenue	90	21 mi.
Prowers Medical Center 401 Kendall Dr. Lamar, CO. 81052	40	38 mi.
Weisbrod Memorial County Hospital and Nursing Home 1208 Luther Street Eads, CO. 81036	8	58 mi.
Parkview Medical Center 400 W. 16th St Pueblo, CO. 81003	305	85 mi.
St. Mary-Corwin Medical Center 1008 Minnequa Ave. Pueblo, CO. 81004	408	88 mi.
Spanish Peaks Regional Health Center 23500 US Highway 160 Walsenburg, CO. 81089	25	97 mi.
Mt. San Rafael Hospital 410 Benedicta Ave. Trinidad, CO. 81082	25	100 mi.
Southeast Colorado Hospital District 373 East Tenth Avenue Springfield, CO. 81073	81	84 mi.

*Driving distance from the county seat.



Colorado Rural Health Center
 3033 S. Parker Rd., Suite 606
 Aurora, CO 80014
 Phone: (303) 832-7493
 From Rural CO: (800) 851-6782
 Email: info@coruralhealth.org
 Website: www.coruralhealth.org

Bent County Profile 2008 Demographics



Population 2000	5,998
Land Area (square miles)	1,514
Population per mi. ² , 2000	4.0

This demographic profile is intended to provide an idea of how this county compares, using various, commonly used criterion, to the state as a whole. As this is not a comprehensive compilation of all available data, we have provided the source of the data to make it easier to collect additional details.

Population Quick Facts

	Bent County	Colorado	USA
Population 2000	5,998	4,301,261	281,421,906
Population 2006, estimate	5,551	4,753,377	299,398,494
Population % change 2000-2006	-7.5%	10.5%	6.4%
Persons under 5 years old, percent, 2006	5.4%	7.2%	6.8%
Persons under 18 years old, percent, 2006	20.8%	24.6%	24.6%
Persons 65 years old and over, percent, 2006	14.4%	10.0% ²	12.4%
Female persons, percent, 2006	44.5%	49.7%	50.7%

Source: U.S. Census Bureau <http://quickfacts.census.gov/qfd/states/08/08011.html>

Ethnicity

	Bent County	Colorado	USA
White persons, percent, 2006 (a)	90.3%	90.1%	80.1%
Black or African American persons, percent, 2006 (a)	4.1%	4.1%	12.8%
American Indian and Alaska Native persons, percent, 2006 (a)	2.7.5	1.1%	1.0%
Asian persons, percent, 2006 (a)	0.9%	2.6%	4.4%
Native Hawaiian and Other Pacific Islander, percent, 2006 (a)	0.0%	0.1%	0.2%
Foreign born persons, percent, 2000	4.4%	8.6%	11.1%
Persons reporting two or more races, percent, 2006	1.9%	1.8%	1.6%
White persons, not of Hispanic/Latino origin, percent, 2006	61.8%	71.7%	66.4%
Persons of Hispanic or Latino origin, percent, 2006 (b)	30.8%	19.7%	14.4%

(a) Includes persons reporting only one race

(b) Hispanics may be of any race, so also are included in applicable race categories

2: Colorado state total includes Broomfield city.

Source: U.S. Census Bureau <http://quickfacts.census.gov/qfd/states/08/08011.html>

Economics & Income

	Bent County	Colorado	USA
Median household income, 2004	\$27,569	\$50,105	\$44,334
Per capita money income, 1999	\$13,567	\$24,049	\$21,587
Persons below poverty, percent, 2004	20.4%	10.2%	12.7%

Source: U.S. Census Bureau <http://quickfacts.census.gov/qfd/states/08/08011.html>

Underservice Designations

Designation	Area	Type	Date
Primary Care Health Professional Shortage Area (HPSA)	County	Low Income	July 2007
Mental Health Professional Shortage Area	Southeast	Geographic	Feb. 2008
Dental Health Professional Shortage Area	County	Geographic	July 2007
Medically Underserved Area/Population (MUA/MUP)	County	MUA	June 2007

Underservice designations (Health Professional Shortage Area - HPSA, Medically Underserved Area - MUA, etc.) can make an area eligible for certain federal programs and resources; different designation-types work for different programs and resources. Designations can be county-wide, or they can cover a service area within a county. The HPSA designations have to be renewed every 3 or 4 years, while the MUA/MUPs do not (at least currently). While these are federal designations, the Primary Care Office in the Colorado Department of Public Health and Environment, (303) 692-2470, can provide additional information and assist communities with the process. To find out more about Health Professional Shortage Areas, please visit <http://hpsafind.hrsa.gov>. For information on MUAs and MUPs, please visit <http://bphc.hrsa.gov/databases.htm>.

Rates of Uninsured

Uninsurance Rate - Estimate 1	Bent County	Colorado
Unemployment Rate 2000	3.6%	2.7%
Estimate % of Uninsured, 2000 - All Ages	13.5%	11.5%
Uninsurance Rate - Estimate 2		
Current Population Survey (CPS) Estimate	19.1%	15.9%
Uninsurance Rate - Estimate 3		
U.S. Census Bureau Small Area Health Insurance Estimates	25.0%	15.1%

Source: 2001 Colorado Health Data Book – Insurance, Access and Expenditures, produced by the Coalition for the Medically Underserved. www.ccmu.org.

It is extremely difficult to get good estimates of uninsurance rates at the county level. These county estimates use two 'proxies' to estimate levels of uninsurance. The first uses unemployment rates and population estimates, then applies a recognized formula to determine an estimate.

The second method uses data from the Current Population Survey (CPS) administered by the Bureau of Census for each county, along with studies showing the relationship of these variables to estimate uninsurance rates. See the CCMU website for additional details.

The third estimate on uninsurance shows uninsurance rates from the U.S. Census Bureau Small Area Health Insurance Estimates program available at <http://www.census.gov/hhes/www/sahie/index.html>.

Labor Market

Annual Average 2007	Bent County	Colorado
Labor Force	2,314	2,717,162
Employment	2,181	2,551,881
Unemployment	132	117,281
Rate	5.7	4.3

Source: <http://lmigateway.coworkforce.com/lmigateway/lmi/area/>
From the Colorado Department of Labor and Employment

Children's Health

	Bent County	Colorado
2005 Total Population (#)	6,318	4,722,460
2005 Children Under 18 (#)	1,386	1,186,568
2005 Children Under 5 (#)	342	347,145
2005 Out-of-Home Placements (% per 1,000)	16.3	11.5
2006 Child Abuse and Neglect (% per 1,000)	18.8	8.1
2005 Children Qualifying for Free or Reduced Lunch (%)	59.5	33.7
2004 Children in Poverty (%)	24.9	12.8
2005 High School Graduates (%)	93	70

Taken from the "2007 KidsCount in Colorado" report, produced through the Colorado's Children's Campaign.
For additional information, go to <http://www.coloradokids.org/includes/downloads/kidscount2007.pdf>

Adolescent Health Measures

	Bent County	Colorado	Rate Measurement
Teen Fertility Rate, Ages 15-17	19.0	24.2	total births / female population, 2004-2006
Suicide Death Rate, Ages 15-19	0.0	12.0	suicide deaths / population, 2004-2006
Motor Vehicle Death Rate, Ages 15-19	DS	22.9	crash deaths / population, 2004-2006
Teen Tobacco % Using	not available	34.4	
Teen Alcohol % Using	not available	50.9	
Teen Homicide Rate, Ages 15-19	0.0	5.7	total homicides/population, 2002-2006

DS: Data Suppressed for Confidentiality

Source: Colorado Department of Public Health and Environment

<http://www.cdphe.state.co.us/ps/mch/mchadmin/mchdatasets2008/profiles/Bent.pdf>

Oral Health Measures

	Bent County	Colorado	Rate Measurement
Percent with caries experience	62.4	57.2	estimated % of grade 3 children, 2006-07
Percent with dental sealants	29.0	35.0	estimated % of grade 3 children, 2006-07
Percent with untreated decay	29.2	24.5	estimated % of grade 3 children, 2006-07
Medicaid dental services rate	20.2	27.3	% children who received services in FY 05

Source: Colorado Department of Public Health and Environment

<http://www.cdphe.state.co.us/ps/mch/mchadmin/mchdatasets2008/profiles/Bent.pdf>

Birth Characteristics

	Bent County		Colorado	
	Number	Percent	Number	Percent
Total Live Births	63	100.0	70,737	100.0
10-17	5	7.9	2,424	3.4
18-19	6	9.5	4,405	6.2
20-29	37	58.7	36,145	51.1
30+	15	23.8	27,753	39.2
Low Weight Births (<2,500 Grams)	8	12.7	6,379	9.0
Very Low Weight Births (<1,500 Grams)	0	0.0	891	1.3
Prenatal Care Later than 1st Trimester/No Care	14	22.2	14,076	20.3
No Prenatal Care	0	0.0	933	1.3
Preterm Births (<37 Weeks)	4	6.3	6,800	9.6
Education of Mother <12 Years	10	15.9	14,702	20.8
Live Births to Unmarried Women	26	41.3	19,547	27.6
Smoking During Pregnancy	8	12.7	4,965	7.1

Sums may not add to total due to cases with age of mother unknown. Percentages are of total births, excluding cases with specific characteristics unknown. See technical notes at www.cdphe.state.co.us/hs for definitions of data items. Source: Health Statistics Section, Colorado Department of Public Health and Environment. 2006 data set

Cancer Incidence Rates

All Cancers Combined - Number of Diagnosed Cancers and Average Annual Age-Adjusted Incidence Rates per 100,000 by Sex, Place, and Time Period. Bent County, Colorado 1992-1998, 1999-2000, and 2001-2002

Bent Colorado	Male						Female					
	1992-1998		1999-2000		2001-2002		1992-1998		1999-2000		2001-2002	
	No.	Rate	No.	Rate	No.	Rate	No.	Rate	No.	Rate	No.	Rate
	122	483.5	29	389.2	28	394.5	83	378.9	21	331.9	26	422.5
	52597	544.6	16603	522.6	17876	530.7	49093	397.6	16035	400.1	17100	404.6

Source: Cancer in Colorado 1992-2002, Incidence and Mortality by County, Colorado Department of Public Health and Environment, 2005.

Cancer Death Rates

All Cancers Combined - Number of Cancer Deaths and Average Annual Age-Adjusted Mortality Rates per 100,000 by Sex, Place, and Time Period. Bent County, Colorado 1992-1998, 1999-2000, and 2001-2002

Bent Colorado	Male						Female					
	1992-1998		1999-2000		2001-2001		1992-1998		1999-2000		2001-2002	
	No.	Rate	No.	Rate	No.	Rate	No.	Rate	No.	Rate	No.	Rate
	54	222.5	11	141.5	15	213.9	40	166.1	7	98.2	14	210.8
	19765	223.9	5978	208.5	6316	202.2	18483	151.8	5748	146.2	6190	146.9

Source: Cancer in Colorado 1992-2002, Incidence and Mortality by County, Colorado Department of Public Health and Environment, 2005.

Injury Related Deaths 2001-2003

	Bent County	Colorado
Total number of injury related deaths	16	8327
Adjusted Rate per 100,000	82.7	63.9
Unintentional Injury related deaths - Adjusted rate per 100,000	67	41.6
Intentional Injury related deaths - Adjusted rate per 100,000	*	20.1
Firearm-Related deaths - Adjusted rate per 100,000	*	11.3
Motor Vehicle Traffic Injury related deaths- Adjusted rate	32.5	15.9

* Indicates fewer than three deaths in this category.

Source: Injury in Colorado: Colorado Department of Public Health and Environment. (Released in August 2005)

Injuries are a leading cause of death in Coloradans ages 1-44. Injuries are categorized as intentional or unintentional. Intentional injuries such as homicide or suicide involve intent to harm. Age Adjusted Rates are adjusted to the 2000 US standard population.

Deaths

Crude death rates and age-adjusted death rates with 95% confidence limits from selected causes:

Cause of Death	Bent County			Colorado		
	No.	Rate	Age-Adjusted Rate	No.	Rate	Age-Adjusted Rate
All Causes	72	1147.8	1,026.3	29,413	611.2	737.4
Cardiovascular Disease	14	223.2	199.3	8,482	176.3	221.4
Heart Disease	11	175.4	155.6	6,099	126.7	157.8
Cerebrovascular Disease	3	47.8	43.8	1,525	31.7	40.5
Atherosclerosis	0	0.0	0.0	341	7.1	9.5
Malignant Neoplasms	17	271.0	235.1	6,523	135.5	158.8
Lung Cancer	4	63.8	56.0	1,551	32.2	38.0
Breast Cancer	*	*	*	341	10.2	11.5
Chronic Lower Respiratory Diseases	19	302.9	276.9	1,930	40.1	50.4
Unintentional Injuries	*	*	*	1,888	39.2	42.1
Motor Vehicle	0	0.0	0.0	570	11.8	11.8
Other Unintentional Injuries	*	*	*	1,292	26.8	29.8
Pneumonia and Influenza	*	*	*	609	12.7	16.2
Suicide	0	*	0.0	724	15.0	14.9
Diabetes Mellitus	*	*	*	679	14.1	17.0
HIV Infection	0	0.0	0.0	82	1.7	1.7
Chronic Liver Disease and Cirrhosis	0	0.0	0.0	458	9.5	9.7
Alzheimer's Disease	0	0.0	0.0	1,055	21.9	29.7
Nephritis, Nephrosis, Nephrotic Syndrome	*	*	*	462	9.6	12.3
Homicide and Legal Intervention	0	0.0	0.0	188	3.9	3.8
Septicemia	*	*	*	325	6.8	8.3
Congenital Anomalies	0	0.0	0.0	168	3.5	3.4
Perinatal Period Conditions	0	0.0	0.0	224	4.7	4.4
All Other	16	255.1	225.3	5,616	116.7	143.1
Injury by Firearm	0	0.0	0.0	494	10.3	10.2
Drug-induced Deaths	*	*	*	649	13.5	13.1
Alcohol-Induced Deaths	0	0.0	0.0	518	10.8	10.3
Work-Related Injury (Y/N Check Death Certificate)	0	0.0	0.0	100	2.1	2.0

* indicates one or two events in the category.

Rates are deaths per 100,000 population. Age-adjusted rates provide a better basis for comparison among different geographical areas or time periods. Crude death rates are calculated without age-adjustment. Age-adjusted rates are adjusted to the 2000 U.S. standard population using the direct method applied to 10-year age groups.

Source: Health Statistics Section, 2006 data set, Colorado Department of Public Health and Environment.

http://www.cdphe.state.co.us/hs/vs/2006/Bent_2006.pdf