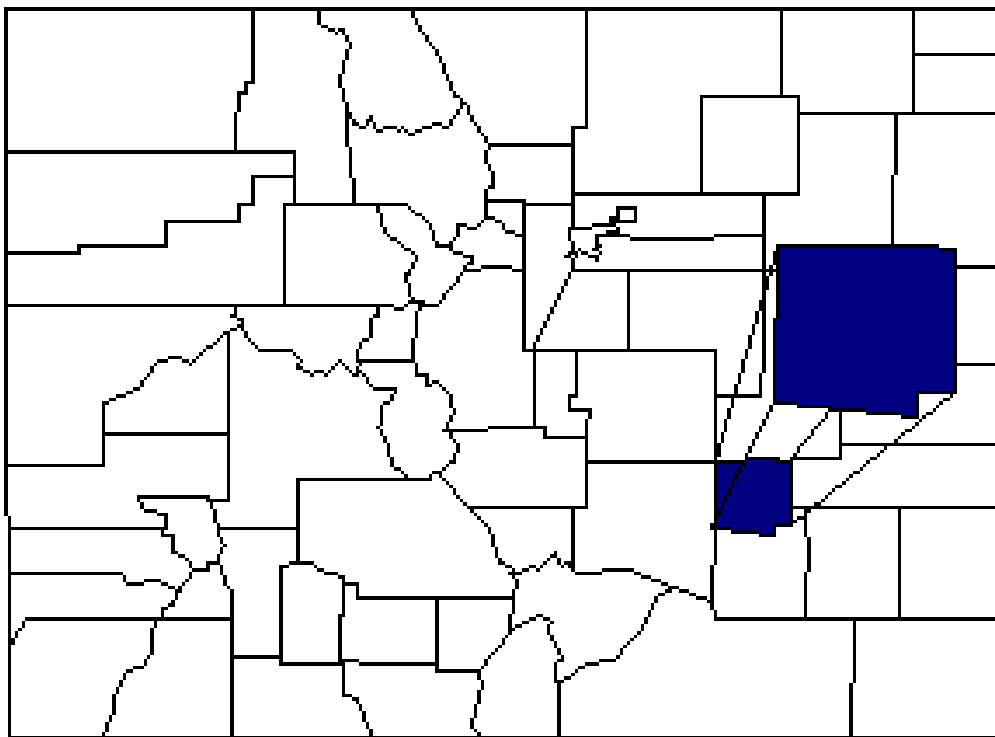


Crowley County Profile

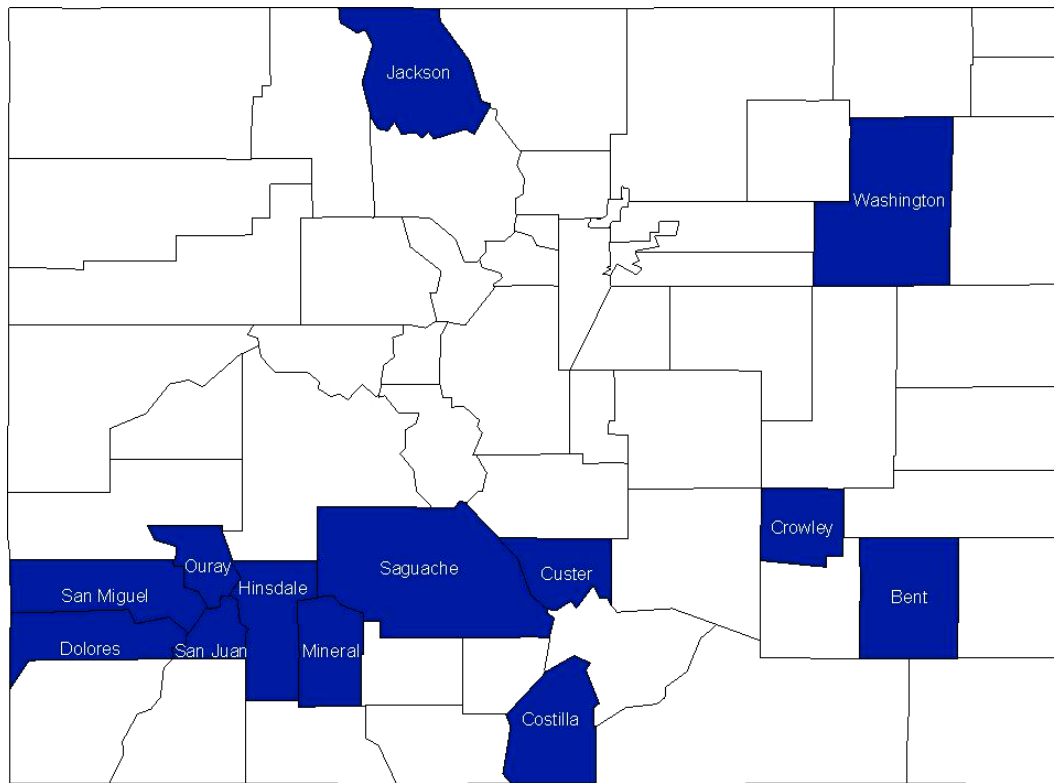


The Colorado Rural Health Center
2008



Colorado Rural Health Center
3033 S. Parker Rd., Suite 660
Aurora, CO 80014
Phone: (303) 832-7493
From Rural CO: (800) 851-6782
Website: www.coruralhealth.org
Email: info@coruralhealth.org

Colorado County Profiles 2008



Nonmetropolitan Counties Without a Hospital

These profiles were prepared by the Colorado Rural Health Center to provide an overview of the basic health services infrastructure and demographics in Colorado's fourteen non-metropolitan counties without a hospital.

Prepared by the

Colorado Rural Health Center

"Enhancing healthcare services in Colorado by providing information, education, linkages, tools, and energy toward addressing rural health issues."

Through our mission, the Colorado Rural Health Center works in collaboration with federal, state, and local partners to offer various services and resources to Colorado's rural healthcare providers, facilities, and communities. Established in 1991 as a 501(c) (3) not-for-profit organization, The Colorado Rural Health Center is the State Office of Rural Health in Colorado.

Every effort was made to provide accurate information. If services were missed or corrections or updates are needed, please let us know.



Colorado Rural Health Center

3033 S. Parker Rd., Suite 606

Aurora, CO 80014

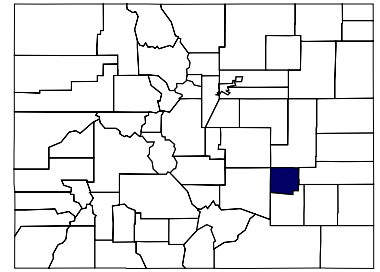
Phone: (303) 832-7493

From rural CO: (800) 851-6782

Email: info@coruralhealth.org

Website: www.coruralhealth.org

Crowley County Profile 2008 Health Services



Primary Care Services

Centennial Family Health Center

319 Main Street, Ordway, CO 81063

(719) 267-3503

Monday – Friday

Rural Health Clinic; physician and nurse practitioner onsite

Dental Services

None identified in county

Mental Health Services

Crowley County Nursing Center

Southeast Mental Health Services

401 Idaho

Ordway, CO 81063

Main Phone and for appointments: (719) 384-5446

Serving individuals of all ages with serious, critical or persistent mental illness.

Long Term Care, Assisted Living and Nursing Homes

Crowley County Nursing Center (nursing home)

401 Idaho Avenue, Ordway, CO 81063

(719) 267-3561

35 licensed beds

Hospice and Home Health

Arkansas Valley Hospice, La Junta (Otero County), (719) 384-8827 has a facility in La Junta, but also travels to Crowley County to provide hospice and home health services.

Pioneer Home Care, Rocky Ford (Otero County), (719) 254-3661 travels to Crowley County to provide service.

Arkansas Valley Regional Medical Center Home Health (719) 383-6500, La Junta (Otero County), also travels to Crowley County to provide service.

EMS

Crowley County Ambulance Service

(719) 267-5555

The service is owned and operated by the county; the service operates three ambulances

The volunteer staff consists of Paramedics, EMT-Intermediates, and EMT-Basics

Pharmacy

Ordway Healthmart Pharmacy

231 Main, Ordway, CO 81603

(719) 267-3411

Monday – Saturday

Public Transportation

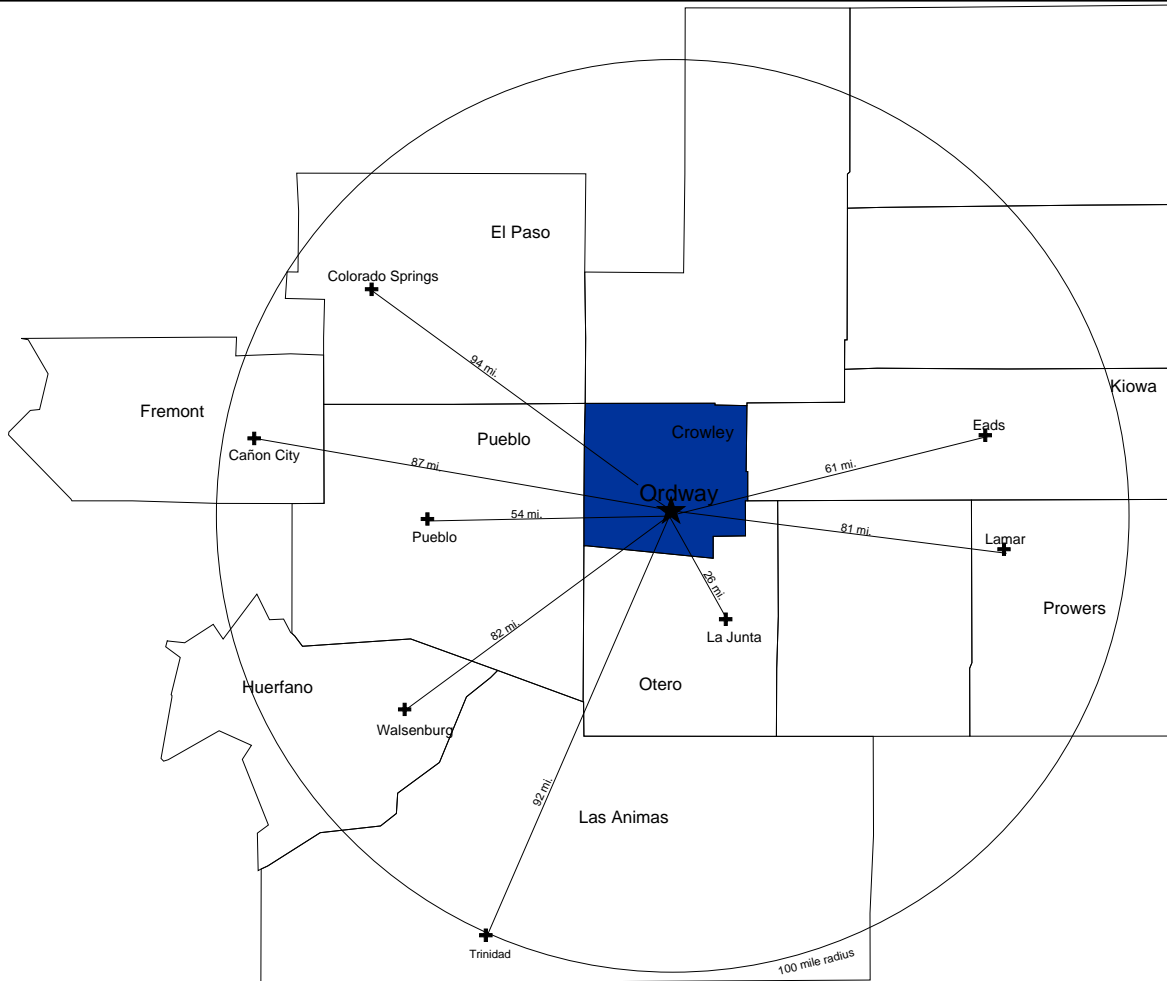
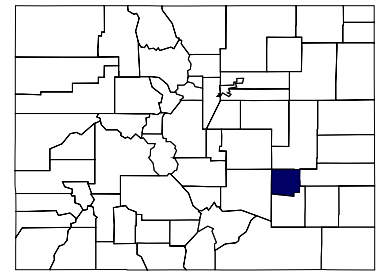
None identified in the county



Colorado Rural Health Center

3033 S. Parker Rd., Suite 606
 Aurora, CO 80014
 Phone: (303) 832-7493
 From Rural CO: (800) 851-6782
 Email: info@coruralhealth.org
 Website: www.coruralhealth.org

Crowley County Profile 2008 Neighboring Hospitals



Hospital	# of Beds	Distance to Ordway*
Arkansas Valley Regional Medical Center 1100 Carson Avenue La Junta, CO. 81050	90	26 mi.
Parkview Medical Center 400 W. 16th St Pueblo, CO. 81003	305	54 mi.
St. Mary-Corwin Medical Center 1008 Minnequa Ave. Pueblo, CO. 81004	408	55 mi.
Weisbrod Memorial County Hospital and Nursing Home 1208 Luther Street Eads, CO. 81036	8	61 mi.
Prowers Medical Center 401 Kendall Dr. Lamar, CO. 81052	40	81 mi.
Spanish Peaks Regional Health Center 23500 US Highway 160 Walsenburg, CO. 81089	25	82 mi.

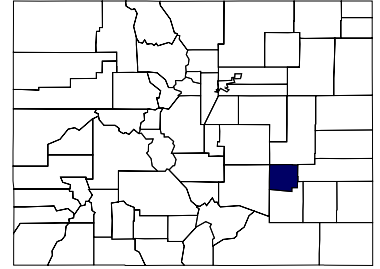
*Driving distance from the county seat.



Colorado Rural Health Center

3033 S. Parker Rd., Suite 606
Aurora, CO 80014
Phone: (303) 832-7493
From Rural CO: (800) 851-6782
Email: info@coruralhealth.org
Website: www.coruralhealth.org

Crowley County Profile 2008 Neighboring Hospitals



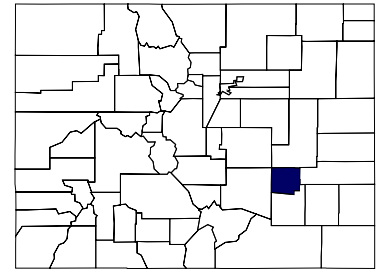
Hospital	# of Beds	Distance to Ordway*
St. Thomas More Hospital 1338 Phay Avenue Cañon City, CO. 81212	55	87 mi.
SemperCare Hospital of Colorado Springs 825 East Pikes Peak Avenue Colorado Springs, CO. 80903	30	91 mi.
Mt. San Rafael Hospital 410 Benedicta Ave. Trinidad, CO. 81082	25	92 mi.
Penrose Hospital 2222 N. Nevada Colorado Springs, CO. 80907	522	94 mi.

*Driving distance from the county seat.



Colorado Rural Health Center
 3033 S. Parker Rd., Suite 606
 Aurora, CO 80014
 Phone: (303) 832-7493
 From Rural CO: (800) 851-6782
 Email: info@coruralhealth.org
 Website: www.coruralhealth.org

Crowley County Profile 2008 Demographics



Population 2000	5,518
Land Area (square miles)	789
Population per mi. ² , 2000	7.0

This demographic profile is intended to provide an idea of how this county compares, using various, commonly used criterion, to the state as a whole. As this is not a comprehensive compilation of all available data, we have provided the source of the data to make it easier to collect additional details.

Population Quick Facts

	Crowley County	Colorado	USA
Population 2000	5,518	4,301,261	281,421,906
Population 2006, estimate	5,386	4,753,377	299,398,484
Population, % change, 2000-2006	-2.4%	10.5% ²	6.4%
Persons under 5 years old, percent, 2006	4.2%	7.2%	6.8%
Persons under 18 years old, percent, 2006	16.7%	24.6%	24.6%
Persons 65 years old and over, percent, 2006	10.0%	10.0%	12.4%
Female persons, percent, 2006	33.0%	49.7%	50.7%

Source: U.S. Census Bureau <http://quickfacts.census.gov/qfd/states/08/08025.html>

2: Colorado state total includes Broomfield city.

Ethnicity

	Crowley County	Colorado	USA
White persons, percent, 2006 (a)	87.6%	90.1%	80.1%
Black or African American persons, percent, 2006 (a)	7.3%	4.1%	12.8%
American Indian and Alaska Native persons, percent, 2006 (a)	3.0%	1.1%	1.0%
Asian persons, percent, 2006 (a)	0.9%	2.6%	4.4%
Native Hawaiian and Other Pacific Islander, percent, 2006 (a)	Z	0.1%	0.2%
Foreign born persons, percent, 2000	1.1%	8.6%	11.1%
Persons reporting two or more races, percent, 2006	1.2%	1.8%	1.6%
White persons, not of Hispanic/Latino origin, percent, 2006	64.6%	71.7%	66.4%
Persons of Hispanic or Latino origin, percent, 2006 (b)	24.1%	19.7%	14.8%

(a) Includes persons reporting only one race

(b) Hispanics may be of any race, so also are included in applicable race categories

Z: 0 < Value < 1

Source: U.S. Census Bureau <http://quickfacts.census.gov/qfd/states/08/08025.html>

Economics & Income

	Crowley County	Colorado	USA
Median household income, 2004	\$24,435	\$50,105	\$44,334
Per capita money income, 1999	\$12,836	\$24,049	\$21,587
Persons below poverty, percent, 2004	27.8%	10.2%	12.7%

Source: U.S. Census Bureau <http://quickfacts.census.gov/qfd/states/08/08025.html>

Underservice Designations

Designation	Area	Type	Date
Primary Care Health Professional Shortage Area (HPSA)	County-wide	Low Income	July 2007
Mental Health Professional Shortage Area	Southeastern	Geographic	Feb. 2008
Dental Health Professional Shortage Area	None		
Medically Underserved Area/Population (MUA/MUP)	County-wide	MUA	June 2007

Underservice designations (Health Professional Shortage Area - HPSA, Medically Underserved Area - MUA, etc.) can make an area eligible for certain federal programs and resources; different designation-types work for different programs and resources. Designations can be county-wide, or they can cover a service area within a county. The HPSA designations have to be renewed every 3 or 4 years, while the MUA/MUPs do not (at least currently). While these are federal designations, the Primary Care Office in the Colorado Department of Public Health and Environment, (303) 692-2470, can provide additional information and assist communities with the process. To find out more about Health Professional Shortage Areas, please visit <http://hpsafind.hrsa.gov>. For information on MUAs and MUPs, please visit <http://bphc.hrsa.gov/databases.htm>.

Rates of Uninsured

Uninsurance Rate - Estimate 1	Crowley County	Colorado
Unemployment Rate 2000	4.4%	2.7%
Estimate % of Uninsured, 2000 - All Ages	15.4%	11.5%
Uninsurance Rate - Estimate 2		
Current Population Survey (CPS) Estimate	21.4%	15.9%
Uninsurance Rate - Estimate 3		
U.S. Census Bureau Small Area Health Insurance Estimates	25.6%	15.1%

Source: 2001 Colorado Health Data Book – Insurance, Access and Expenditures, produced by the Coalition for the Medically Underserved. www.ccmu.org.

It is extremely difficult to get good estimates of uninsurance rates at the county level. These county estimates use two 'proxies' to estimate levels of uninsurance. The first uses unemployment rates and population estimates, then applies a recognized formula to determine an estimate.

The second method uses data from the Current Population Survey (CPS) administered by the Bureau of Census for each county, along with studies showing the relationship of these variables to estimate uninsurance rates. See the CCMU website for additional details.

The third estimate on uninsurance shows uninsurance rates from the U.S. Census Bureau Small Area Health Insurance Estimates program available at <http://www.census.gov/hhes/www/sahie/index.html>.

Labor Market

Annual Average 2007	Crowley County	Colorado
Labor Force	1,547	2,717,162
Employment	1,430	2,599,881
Unemployment	117	117,281
Rate	7.6	4.3%

Source: <http://www.coworkforce.com/lmigateway>
From the Colorado Department of Labor and Employment

Children's Health

	Crowley County	Colorado
2005 Total Population (#)	5742	4,722,460
2005 Children Under 18 (#)	945	1,186,568
2005 Children Under 5 (#)	219	347,145
2005 Out-of-Home Placements (<i>rate per 1,000</i>)	1.0	11.5
2006 Child Abuse and Neglect (<i>rate per 1,000</i>)	6.3	8.1
2005 Children Qualifying for Free or Reduced Lunch (%)	64.7	33.7
2004 Children in Poverty (%)	26.2	12.8
2005 High School Graduates (%)	70	70

Taken from the "2007 Kids County in Colorado" report, produced through the Colorado's Children's Campaign.
For additional information, go to <http://www.coloradokids.org/includes/downloads/kidscount2007.pdf>

Adolescent Health Measures

	Crowley County	Colorado	Rate Measurement
Teen Fertility Rate, Ages 15-17	44.5	24.2	total births / female population, 2004-2006
Suicide Death Rate, Ages 15-19	DS	12.0	suicide deaths / population, 2004-2006
Motor Vehicle Death Rate, Ages 15-19	DS	22.9	crash deaths / population, 2004-2006
Teen Tobacco % Using	not available	34.4	
Teen Alcohol % Using	not available	50.9	
Teen Homicide Rate, Ages 15-19	0.0	5.7	total homicides/population, 2002-2006

DS: Data Suppressed for Confidentiality

Source: Colorado Department of Public Health and Environment

<http://www.cdph.state.co.us/ps/mch/mchadmin/mchdatasets2008/profiles/crowley.pdf>

Oral Health Measures

	Crowley County	Colorado	Rate Measurement
Percent with caries experience	51.9	57.2	estimated % of grade 3 children, 2006-07
Percent with dental sealants	30.0	35.0	estimated % of grade 3 children, 2006-07
Percent with untreated decay	21.2	24.5	estimated % of grade 3 children, 2006-07
Medicaid dental services rate	29.6	27.3	% children who received services in FY 05

Source: Colorado Department of Public Health and Environment

<http://www.cdph.state.co.us/ps/mch/mchadmin/mchdatasets2008/profiles/crowley.pdf>

Birth Characteristics

	Crowley County		Colorado	
	Number	Percent	Number	Percent
Total Live Births	30	100.0	70,737	100.0
10-17	3	10.0	2,424	3.4
18-19	0	0.0	4,405	6.2
20-29	24	80.0	36,145	51.1
30+	3	10.0	27,753	39.2
Low Weight Births (<2,500 Grams)	6	20.0	6,379	9.0
Very Low Weight Births (<1,500 Grams)	*	*	891	1.3
Prenatal Care Later than 1st Trimester/No Care	9	30.0	14,076	20.3
No Prenatal Care	0	0.0	933	1.3
Preterm Births (<37 Weeks)	3	10.0	6,800	9.6
Education of Mother <12 Years	12	40.0	14,702	20.8
Live Births to Unmarried Women	14	46.7	19,547	27.6
Smoking During Pregnancy	7	23.3	4,965	7.1

* indicates one or two events in the category.

Sums may not add to total due to cases with age of mother unknown. Percentages are of total births, excluding cases with specific characteristics unknown. See technical notes at www.cdph.state.co.us/hs for definitions of data items. Source: Health Statistics Section, Colorado Department of Public Health and Environment, 2006 data.

Cancer Incidence Rates

All Cancers Combined - Number of Diagnosed Cancers and Average Annual Age-Adjusted Incidence Rates per 100,000 by Sex, Place, and Time Period. Crowley County, Colorado 1992-1998, 1999-2000, and 2001-2002

	Male						Female					
	1992-1998		1999-2000		2001-2002		1992-1998		1999-2000		2001-2002	
	No.	Rate	No.	Rate	No.	Rate	No.	Rate	No.	Rate	No.	Rate
Crowley	37	281.0	10	227.8	10	226.2	19	136.7	5	96.0	8	190.5
Colorado	19,765	223.9	5978	208.5	6316	202.2	18483	151.8	5748	146.2	6190	146.9

Source: Cancer in Colorado 1998-2003, Incidence and Mortality by County, Colorado Department of Public Health and Environment, 2005..

Cancer Death Rates

All Cancers Combined - Number of Cancer Deaths and Average Annual Age-Adjusted Mortality Rates per 100,000 by Sex, Place, and Time Period. Crowley County, Colorado 1992-1998, 1999-2000, and 2001-2002

	Male						Female					
	1992-1998		1999-2000		2001-2002		1992-1998		1999-2000		2001-2002	
	No.	Rate	No.	Rate	No.	Rate	No.	Rate	No.	Rate	No.	Rate
Crowley	37	281.0	10	227.8	10	226.2	19	136.7	6	96.0	8	190.5
Colorado	19765	223.9	5978	208.5	6316	202.2	18483	151.8	5748	146.2	6190	146.9

Source: Cancer in Colorado 1998-2002. Incidence and Mortality by County, Colorado Department of Public Health and Environment, 2005.

Injury Related Deaths 2001-2003

	Crowley County	Colorado
Total number of injury related deaths	15	8327
Adjusted Rate per 100,000	92.5	63.9
Unintentional Injury related deaths - Adjusted rate per 100,000	71.3	41.6
Intentional Injury related deaths - Adjusted rate per 100,000	21.2	20.1
Firearm-Related deaths - Adjusted rate per 100,000	*	11.3
Motor Vehicle Traffic Injury related deaths- Adjusted rate	44.4	15.9

* Indicates fewer than three deaths in this category.

Source: Injury in Colorado: Colorado Department of Public Health and Environment. (Released in August 2005)

Injuries are a leading cause of death in Coloradans ages 1-44. Injuries are categorized as intentional or unintentional. Intentional injuries such as homicide or suicide involve intent to harm. Age Adjusted Rates are adjusted to the 2000 US standard population.

Deaths

Crude death rates and age-adjusted death rates with 95% confidence limits from selected causes:

Cause of Death	Crowley County			Colorado		
	No.	Rate	Age-Adjusted Rate	No.	Rate	Age-Adjusted Rate
All Causes	47	770.9	980.4	29,413	611.2	737.4
Cardiovascular Disease	9	147.6	167.8	8,482	176.3	221.4
Heart Disease	8	131.2	155.1	6,099	126.7	157.8
Cerebrovascular Disease	*	*	*	1,525	31.7	40.5
Atherosclerosis	0	0.0	0.0	341	7.1	9.5
Malignant Neoplasms	12	196.8	217.6	6,523	135.5	158.8
Lung Cancer	4	65.6	66.3	1,551	32.2	38.0
Breast Cancer	*	*	*	493	10.2	11.5
Chronic Lower Respiratory Diseases	9	147.6	179.5	1,930	40.1	50.4
Unintentional Injuries	0	0.0	0.0	1,888	39.2	42.1
Motor Vehicle	0	0.0	0.0	570	11.8	11.8
Other Unintentional Injuries	0	0.0	0.0	1,292	26.8	29.8
Pneumonia and Influenza	*	*	*	609	12.7	16.2
Suicide	*	*	*	724	15.0	14.9
Diabetes Mellitus	0	0.0	0.0	679	14.1	17.0
HIV Infection	0	0.0	0.0	82	1.7	1.7
Chronic Liver Disease and Cirrhosis	*	*	*	9.5	9.7	8.8
Alzheimer's Disease	0	0.0	0.0	1055	21.9	29.7
Nephritis, Nephrosis, Nephrotic Syndrome	0	0.0	0.0	462	9.6	12.3
Homicide and Legal Intervention	0	0.0	0.0	188	3.9	3.8
Septicemia	*	*	*	325	6.8	8.3
Congenital Anomalies	0	0.0	0.0	168	3.5	3.4
Perinatal Period Conditions	0	0.0	0.0	224	4.7	4.4
All Other	12	196.8	242.5	5,616	116.7	143.1
Injury by Firearm	*	*	*	494	10.3	10.2
Drug-induced Deaths	0	0.0	0.0	649	13.5	13.1
Alcohol-Induced Deaths	*	*	*	518	10.8	10.3
Work-Related Injury (Y/N Check Death Certificate)	0	0.0	0.0	100	2.1	2.0

* indicates one or two events in the category.

Rates are deaths per 100,000 population. Age-adjusted rates provide a better basis for comparison among different geographical areas or time periods. Crude death rates are calculated without age-adjustment. Age-adjusted rates are adjusted to the 2000 U.S. standard population using the direct

method applied to 10-year age groups. Source: Health Statistics Section, 2006 data; % of total population in Crowley county; % of population minus inmate population; and Environment.

Crowley County 2000 Census	% of total population in Crowley county	% of population minus inmate population	% Difference*
Population 2000	5,518	3,552	
Persons under 18 years old, percent, 2000	18.8%	2.8%	15.9%
Persons 65 years old and over, percent, 2000	10.8%	15.1%	-4.3%
Female persons, percent, 2000	32.7%	50.1%	-17.4%
White persons, percent, 2000	82.9%	85.9%	-2.9%
Black or African American, percent, 2000	7.0%	0.4%	6.6%
American Indian and Alaska Native persons, percent, 2000	2.6%	2.4%	0.2%
Persons reporting some other race, percent, 2000	4.8%	7.3%	-2.5%
Persons reporting two or more races, percent, 2000	1.8%	2.8%	-1.0%
White persons, not of Hispanic/Latino origin, percent, 2000	66.5%	73.8%	-7.3%
Persons of Hispanic or Latino origin, percent, 2000	22.5%	21.5%	0.9%

*% Difference shows the disparity between the data sets. The difference is: (% of the total population in county, including inmate population) minus the (% of the population minus the inmate population)

Inmate populations refer to the combined inmate populations of Arkansas Valley Correctional Facility and Crowley County Correctional Facility

Source: Colorado State Demography Office