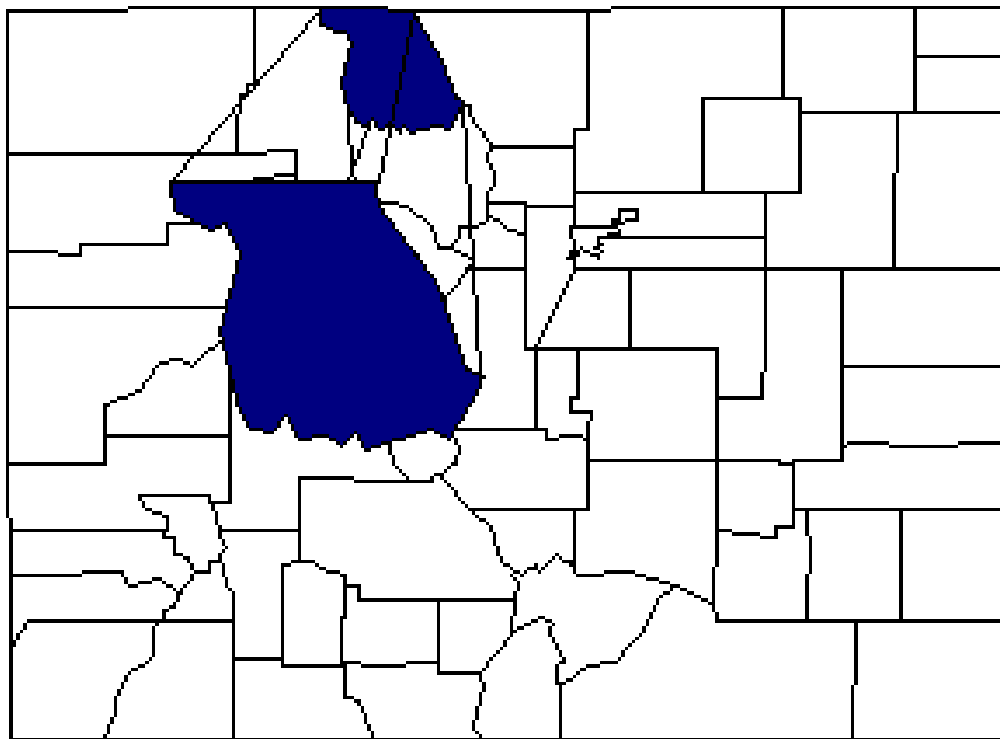


Jackson County Profile

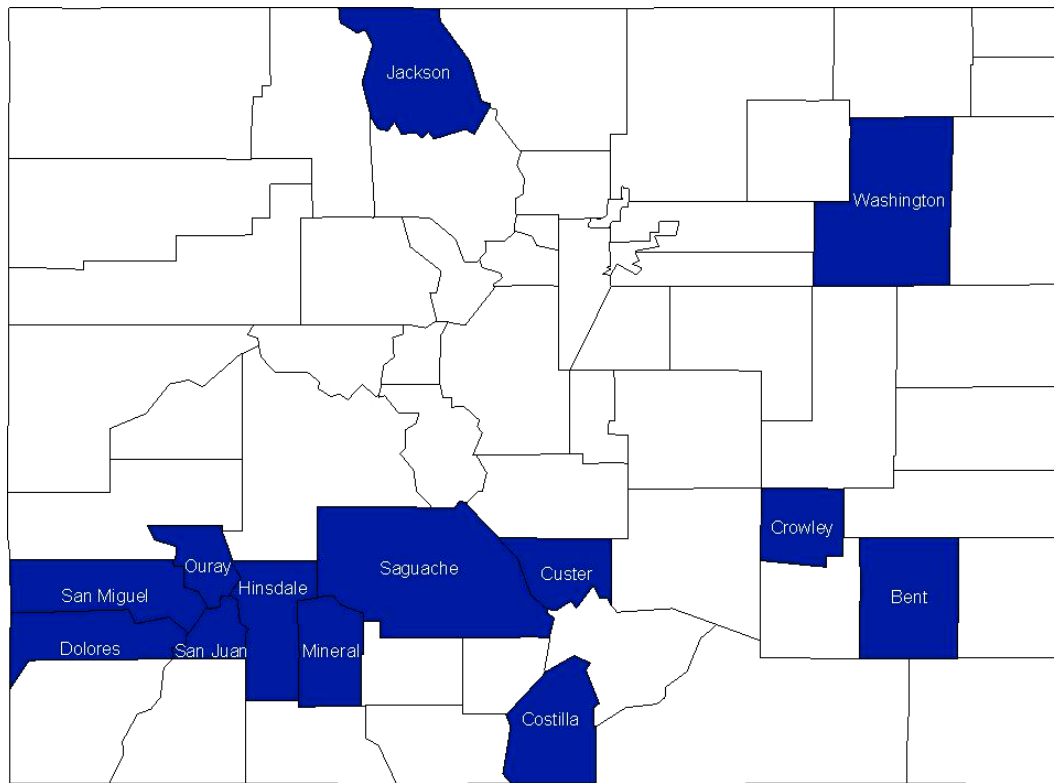


The Colorado Rural Health Center
2008



Colorado Rural Health Center
3033 S. Parker Rd., Suite 660
Aurora, CO 80014
Phone: (303) 832-7493
From Rural CO: (800) 851-6782
Website: www.coruralhealth.org
Email: info@coruralhealth.org

Colorado County Profiles 2008



Nonmetropolitan Counties Without a Hospital

These profiles were prepared by the Colorado Rural Health Center to provide an overview of the basic health services infrastructure and demographics in Colorado's fourteen non-metropolitan counties without a hospital.

Prepared by the

Colorado Rural Health Center

"Enhancing healthcare services in Colorado by providing information, education, linkages, tools, and energy toward addressing rural health issues."

Through our mission, the Colorado Rural Health Center works in collaboration with federal, state, and local partners to offer various services and resources to Colorado's rural healthcare providers, facilities, and communities. Established in 1991 as a 501(c) (3) not-for-profit organization, The Colorado Rural Health Center is the State Office of Rural Health in Colorado.

Every effort was made to provide accurate information. If services were missed or corrections or updates are needed, please let us know.



Colorado Rural Health Center

3033 S. Parker Rd., Suite 606

Aurora, Co 80014

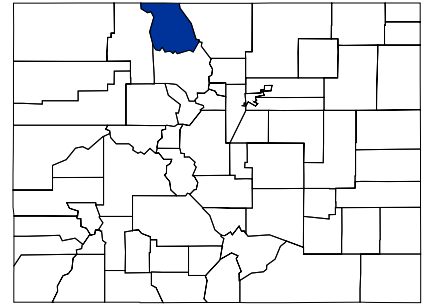
Phone: (303) 832-7493

From Rural CO: (800) 851-6782

Email: info@coruralhealth.org

Website: www.coruralhealth.org

Jackson County Profile 2008 Health Services



Primary Care Services

North Park Medical Clinic

521 5th Street, Walden, CO 80480

(970) 723-4255

Offers WIC (Women, Infants, and Children Program), Family Planning, and Immunizations clinic Monday, Tuesday and Friday with a physician assistant, and physician onsite 3 days a month, Rural Health Clinic.

Jackson County Nursing Service

312 5th Street

Walden, CO 80480

(PO Box 355)

(970) 723-8572, fax: (970) 723-8447

Offers school nursing, senior programs, EPSDT, home visits, and a nurse comes into the clinic every other week (please call ahead for schedule).

Dental Services

None identified in county

Mental Health Services

Colorado West Regional Mental Health Center

404 4th Street, Walden, CO 80480

(970) 723-0055

Monday – Thursday

There is an onsite therapist, Tuesdays and access to providers through telemedicine, 24-hour emergency services through the sheriff's office ((970) 723-4242), and outpatient mental health counseling, outpatient substance abuse counseling.

Long Term Care, Assisted Living and Nursing Homes

None identified in county

Hospice and Home Health

None identified in county

EMS

North Park Hospital District

The ambulance service is in a special district of the county

One paramedic, EMT-Intermediates, and EMT-Basics.

There are 3 ambulances all housed in Walden.

Pharmacy

None identified in county

Public Transportation

There are two identified transportation services:

(1) Senior Services—run out of people's homes—call ahead [(970) 723-8449] to reserve a ride. Twice monthly there are trips to Laramie, WY for medical visits; otherwise, people can request an escort for various reasons. This service runs throughout Jackson Co. There is a suggested fee, but it is not mandatory. This service is to be used for health purposes.

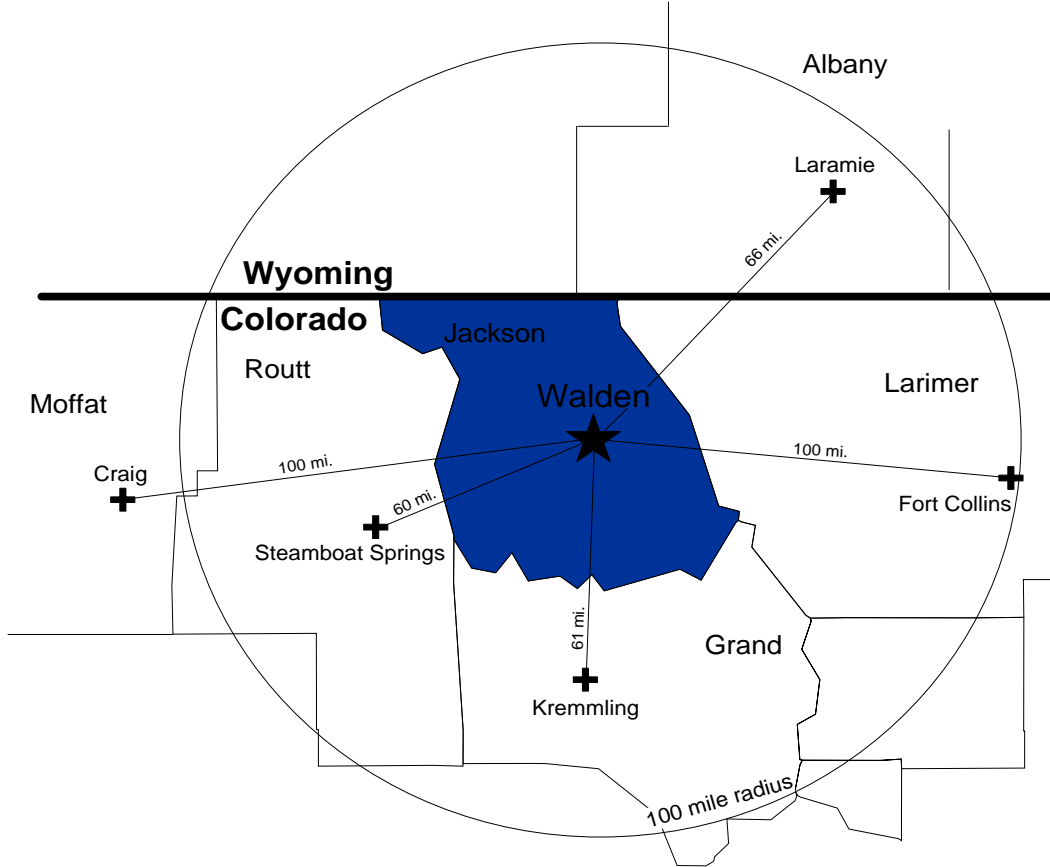
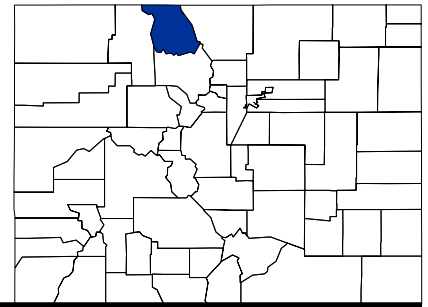
(2) (OATS) Older American Transportation Services Van (Jackson County Council on Aging), Walden. Contact: Julie, (970) 723-8373. This service operates throughout Jackson County and can be used for any purpose. Please call ahead.



Colorado Rural Health Center

3033 S. Parker Rd., Suite 606
 Aurora, CO 80014
 Phone: (303) 832-7493
 From Rural CO: (800) 851-6782
 Email: info@coruralhealth.org
 Website: www.coruralhealth.org

Jackson County Profile 2008 Neighboring Hospitals



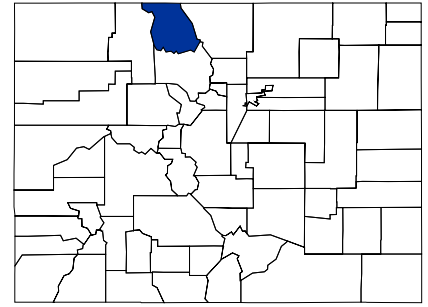
Hospital	# of Beds	Distance to Walden*
Yampa Valley Medical Center 1024 Central Park Drive Steamboat Springs, CO. 80487	88	60 mi.
Kremmling Memorial Hospital 214 South 4th Street Kremmling, CO. 80459	25	61 mi.
Ivinson Memorial Hospital 255 N. 30th Street Laramie, WY. 80459	99	66 mi.
The Memorial Hospital 785 Russell St Craig, CO. 81625	29	100 mi.
Poudre Valley Hospital 1024 S. Lemay Ave. Fort Collins, CO. 80524	281	100 mi.

*Driving distance from the county seat.



Colorado Rural Health Center
 3033 S. Parker Rd., Suite 606
 Aurora, CO 80014
 Phone: (303) 832-7493
 From Rural CO: (800) 851-6782
 Email: info@coruralhealth.org
 Website: www.coruralhealth.org

Jackson County Profile 2008 Demographics



This demographic profile is intended to provide an idea of how this county compares, using various, commonly used criterion, to the state as a whole. As this is not a comprehensive compilation of all available data, we have provided the source of the data to make it easier to collect additional details.

Population 2000	1,577
Land Area (square miles)	1,613
Population per mi. ² , 2000	1.0

Population Quick Facts

	Jackson County	Colorado	USA
Population 2000	1,577	4,301,261	281,421,906
Population 2006, estimate	1,406	4,753,377	299,398,284
Population % change 2000-2006	-10.8%	10.5%	6.4%
Persons under 5 years old, percent, 2006	3.9%	7.2%	6.8%
Persons under 18 years old, percent, 2006	21.3%	24.6%	24.6%
Persons 65 years old and over, percent, 2006	16.3%	10%	2.4%
Female persons, percent, 2006	51.4%	49.7%	50.7%

Source: U.S. Census Bureau <http://quickfacts.census.gov/qfd/states/08/08027.html>

Ethnicity

	Jackson County	Colorado	USA
White persons, percent, 2006 (a)	97.9%	90.1%	80.1%
Black or African American persons, percent, 2006 (a)	0.3%	4.1%	12.8%
American Indian and Alaska Native persons, percent, 2006 (a)	1.0%	1.1%	1.0%
Asian persons, percent, 2006 (a)	0.1%	2.6%	4.4%
Native Hawaiian and Other Pacific Islander, percent, 2006 (a)	0.0%	0.1%	0.2%
Foreign born persons, percent, 2000	1.9%	8.6%	11.1%
Persons reporting two or more races, percent, 2006	0.7%	1.8%	1.6%
White persons, not of Hispanic/Latino origin, percent, 2006	90.6%	71.7%	66.4%
Persons of Hispanic or Latino origin, percent, 2006 (b)	7.8%	19.7%	14.8%

(a) Includes persons reporting only one race

(b) Hispanics may be of any race, so also are included in applicable race categories

Source: U.S. Census Bureau <http://quickfacts.census.gov/qfd/states/08/08027.html>

Economics & Income

	Jackson County	Colorado	USA
Median household income, 2004	\$33,476	\$50,105	\$44,334
Per capita money income, 1999	\$17,826	\$24,049	\$21,587
Persons below poverty, percent, 2004	12.0%	10.2%	12.7%

Source: U.S. Census Bureau <http://quickfacts/census.gov/qfd/states/08/08027.html>

Underservice Designations

Designation	Area	Type	Date
Primary Care Health Professional Shortage Area (HPSA)	County-wide	Geographic	July 2007
Mental Health Professional Shortage Area	None		Feb. 2008
Dental Health Professional Shortage Area	None		July 2007
Medically Underserved Area/Population (MUA/MUP)	County-wide	Governor's Exception MUP	June 2007

Underservice designations (Health Professional Shortage Area - HPSA, Medically Underserved Area - MUA, etc.) can make an area eligible for certain federal programs and resources; different designation-types work for different programs and resources. Designations can be county-wide, or they can cover a service area within a county. The HPSA designations have to be renewed every 3 or 4 years, while the MUA/MUPs do not (at least currently). While these are federal designations, the Primary Care Office in the Colorado Department of Public Health and Environment, (303) 692-2470, can provide additional information and assist communities with the process. To find out more about Health Professional Shortage Areas, please visit <http://hpsafind.hrsa.gov>. For information on MUAs and MUPs, please visit <http://bphc.hrsa.gov/databases.htm>.

Rates of Uninsured

	Jackson County	Colorado
Uninsurance Rate - Estimate 1		
Unemployment Rate 2000	3.3%	2.7%
Estimate % of Uninsured, 2000 - All Ages	12.8%	11.5%
Uninsurance Rate - Estimate 2		
Current Population Survey (CPS) Estimate	10.1%	15.9%
Uninsurance Rate - Estimate 3		
U.S. Census Bureau Small Area Health Insurance Estimates	19.9%	15.1%

Source: 2001 Colorado Health Data Book – Insurance, Access and Expenditures, produced by the Coalition for the Medically Underserved. www.ccmu.org.

It is extremely difficult to get good estimates of uninsurance rates at the county level. These county estimates use two 'proxies' to estimate levels of uninsurance. The first uses unemployment rates and population estimates, then applies a recognized formula to determine an estimate.

The second method uses data from the Current Population Survey (CPS) administered by the Bureau of Census for each county, along with studies showing the relationship of these variables to estimate uninsurance rates. See the CCMU website for additional details.

The third estimate on uninsurance shows uninsurance rates from the U.S. Census Bureau Small Area Health Insurance Estimates program available at <http://www.census.gov/hhes/www/sahie/index.html>.

Labor Market

Annual Average 2007	Jackson County	Colorado
Labor Force	692	2,717,162
Employment	924	2,559,881
Unemployment	38	117,281
Rate	4.0%	4.3%

Source: <http://lmigateway.coworkforce.com/lmigateway/>
From the Colorado Department of Labor and Employment

Children's Health

	Jackson County	Colorado
2005 Total Population (#)	1,534	4,722,460
2005 Children Under 18 (#)	237	1,186,568
2005 Children Under 5 (#)	66	347,145
2005 Out-of-Home Placements (<i>rate per 1,000</i>)	0.0	11.5
2006 Child Abuse and Neglect (<i>rate per 1,000</i>)	0.0	8.1
2005 Children Qualifying for Free or Reduced Lunch (%)	52.5%	33.7
2004 Children in Poverty (%)	18.6%	12.8
2005 High School Graduates (%)	63%	70

Taken from the "2007 KidsCount in Colorado" report, produced through the Colorado's Children's Campaign.
For additional information, go to <http://www.coloradokids.org/includes/downloads/kidscount2007.pdf>

Adolescent Health Measures

	Jackson County	Colorado	Rate Measurement
Teen Fertility Rate, Ages 15-17	0.0	24.2	total births / female population, 2004-2006
Suicide Death Rate, Ages 15-19	0.0	12.0	suicide deaths / population, 2004-2006
Motor Vehicle Death Rate, Ages 15-19	845.1	22.9	crash deaths / population, 2004-2006
Teen Tobacco % Using	not available	34.4	
Teen Alcohol % Using	not available	50.9	
Teen Homicide Rate, Ages 15-19	0.0	5.7	total homicides/population, 2002-2006

DS: Data Suppressed for Confidentiality

Source: Colorado Department of Public Health and Environment

<http://www.cdph.state.co.us/ps/mch/mchadmin/mchdatasets2008/profiles/jackson.pdf>

Oral Health Measures

	Jackson County	Colorado	Rate Measurement
Percent with caries experience	53.0	57.2	estimated % of grade 3 children, 2006-07
Percent with dental sealants	40.2	35.0	estimated % of grade 3 children, 2006-07
Percent with untreated decay	21.3	24.5	estimated % of grade 3 children, 2006-07
Medicaid dental services rate	18.0	27.3	% children who received services in FY 05

Source: <http://www.cdph.state.co.us/ps/mch/mchadmin/mchdatasets2008/profiles/jackson.pdf>

Birth Characteristics

	Jackson County		Colorado	
	Number	Percent	Number	Percent
Total Live Births	15	100.0	70,737	100.0
10-17	0	0.0	2,424	3.4
18-19	*	*	4,405	6.2
20-29	8	53.3	36,145	51.1
30+	5	33.3	27,753	39.2
Low Weight Births (<2,500 Grams)	*	*	6,379	9.0
Very Low Weight Births (<1,500 Grams)	0	0.0	891	1.3
Prenatal Care Later than 1st Trimester/No Care	*	*	14,076	20.3
No Prenatal Care	*	*	933	1.3
Preterm Births (<37 Weeks)	*	*	6,800	9.6
Education of Mother <12 Years	4	26.7	14,702	14.8
Live Births to Unmarried Women	6	40.0	19,547	27.6
Smoking During Pregnancy	0	0.0	4,965	7.1

* indicates one or two events in the category.

Sums may not add to total due to cases with age of mother unknown. Percentages are of total births, excluding cases with specific characteristics unknown. See technical notes at www.cdph.state.co.us/hs for definitions of data items. Source: Health Statistics Section, Colorado Department of Public Health and Environment. 2006 data set

Cancer Incidence Rates

All Cancers Combined - Number of Diagnosed Cancers and Average Annual Age-Adjusted Incidence Rates per 100,000 by Sex, Place, and Time Period. Jackson County, Colorado 1992-1998, 1999-2000, and 2001-2002

	Male						Female					
	1992-1998		1999-2000		2001-2002		1992-1998		1999-2000		2001-2002	
	No.	Rate	No.	Rate	No.	Rate	No.	Rate	No.	Rate	No.	Rate
Jackson	28	398.7	9	659.5	6	325.6	21	364.3	5	288.7	3	158.5
Colorado	50840	565.7	15501	529.3	16235	519	45919	394.2	15221	409.1	15875	402

Source: Cancer in Colorado 1992-2002, Incidence and Mortality by County, Colorado Department of Public Health and Environment, 2005.

* Indicates fewer than three events in this category

Cancer Death Rates

All Cancers Combined - Number of Cancer Deaths and Average Annual Age-Adjusted Mortality Rates per 100,000 by Sex, Place, and Time Period. Jackson County, Colorado 1992-1998, 1999-2000, and 2001-2002

	Male						Female					
	1992-1998		1999-2000		2001-2002		1992-1998		1999-2000		2001-2002	
	No.	Rate	No.	Rate	No.	Rate	No.	Rate	No.	Rate	No.	Rate
Jackson	10	172.6	4	201.6	*	*	10	175.6	*	*	*	*
Colorado	19089	231	5920	218	5978	208.8	17847	155.3	5516	148.4	5748	146.4

Source: Cancer in Colorado 1992-2002, Incidence and Mortality by County, Colorado Department of Public Health and Environment, 2005

* Indicates fewer than three events in this category.

Injury Related Deaths 2001-2003

	Jackson County	Colorado
Total number of injury related deaths	6	8327
Adjusted Rate per 100,000	126.6	63.9
Unintentional Injury related deaths - Adjusted rate per 100,000	83.3	41.6
Intentional Injury related deaths - Adjusted rate per 100,000	*	20.1
Firearm-Related deaths - Adjusted rate per 100,000	*	11.3
Motor Vehicle Traffic Injury related deaths- Adjusted rate	83.3	15.9

* Indicates fewer than three deaths in this category.

Source: Injury in Colorado: Colorado Department of Public Health and Environment. (Released in August 2005)

Injuries are a leading cause of death in Coloradans ages 1-44. Injuries are categorized as intentional or unintentional. Intentional injuries such as homicide or suicide involve intent to harm. Age Adjusted Rates are adjusted to the 2000 US standard population.

Deaths

Crude death rates and age-adjusted death rates with 95% confidence limits from selected causes:

Cause of Death	Jackson County			Colorado		
	No.	Rate	Age-Adjusted Rate	No.	Rate	Age-Adjusted Rate
All Causes	12	790.0	663.1	29,413	611.2	737.4
Cardiovascular Disease	7	460.8	380.6	8,482	176.3	221.4
Heart Disease	6	395.0	332.1	6,099	126.7	157.8
Cerebrovascular Disease	0	0.0	0.0	1,525	31.7	40.5
Atherosclerosis	0	0.0	0.0	341	7.1	9.5
Malignant Neoplasms	*	*	*	6,523	135.5	158.8
Lung Cancer	0	0.0	0.0	1,551	32.2	38.0
Breast Cancer	0	0.0	0.0	493	10.2	11.5
Chronic Lower Respiratory Diseases	0	0.0	0.0	1,930	40.1	50.4
Unintentional Injuries	0	0.0	0.0	1,888	39.2	42.1
Motor Vehicle	0	0.0	0.0	570	11.8	10.8
Other Unintentional Injuries	0	0.0	0.0	1,292	26.8	29.8
Pneumonia and Influenza	0	0.0	0.0	609	12.7	16.2
Suicide	0	0.0	0.0	724	15.0	14.9
Diabetes Mellitus	0	0.0	0.0	679	14.1	17.0
HIV Infection	0	0.0	0.0	82	1.7	1.7
Chronic Liver Disease and Cirrhosis	*	*	*	458	9.5	9.7
Alzheimer's Disease	*	*	*	1,055	21.9	29.7
Nephritis, Nephrosis, Nephrotic Syndrome	0	0.0	0.0	462	9.6	12.3
Homicide and Legal Intervention	0	0.0	0.0	188	3.9	3.8
Septicemia	0	0.0	0.0	325	6.8	8.3
Congenital Anomalies	0	0.0	0.0	168	3.5	3.4
Perinatal Period Conditions	0	0.0	0.0	224	4.7	4.4
All Other	*	*	*	5,616	116.7	143.1
Injury by Firearm	0	0.0	0.0	494	10.3	10.2
Drug-induced Deaths	0	0.0	0.0	649	13.5	13.1
Alcohol-Induced Deaths	0	0.0	0.0	518	10.8	10.3
Work-Related Injury (Y/N Check Death Certificate)	0	0.0	0.0	100	2.1	2.0

* indicates one or two events in the category.

Rates are deaths per 100,000 population. Age-adjusted rates provide a better basis for comparison among different geographical areas or time periods. Crude death rates are calculated without age-adjustment. Age-adjusted rates are adjusted to the 2000 U.S. standard population using the direct method applied to 10-year age groups.

Source: Health Statistics Section, 2006 data set, Colorado Department of Public Health and Environment.

http://www.cdph.state.co.us/hs/vs/2006/Jackson_2006.pdf