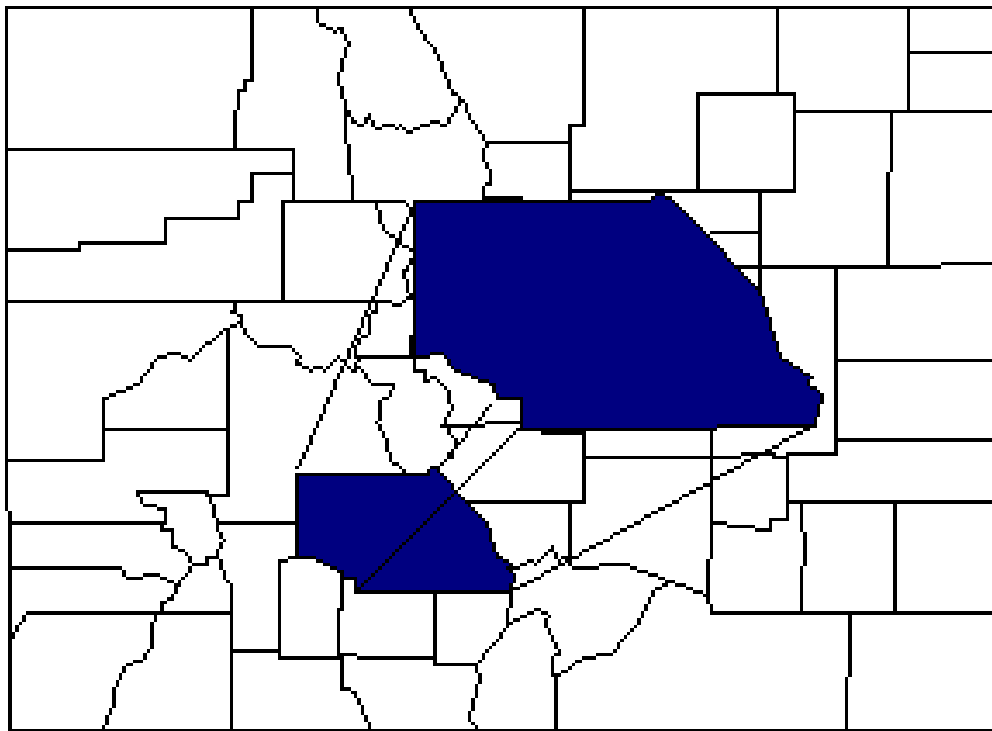


# Saguache County Profile

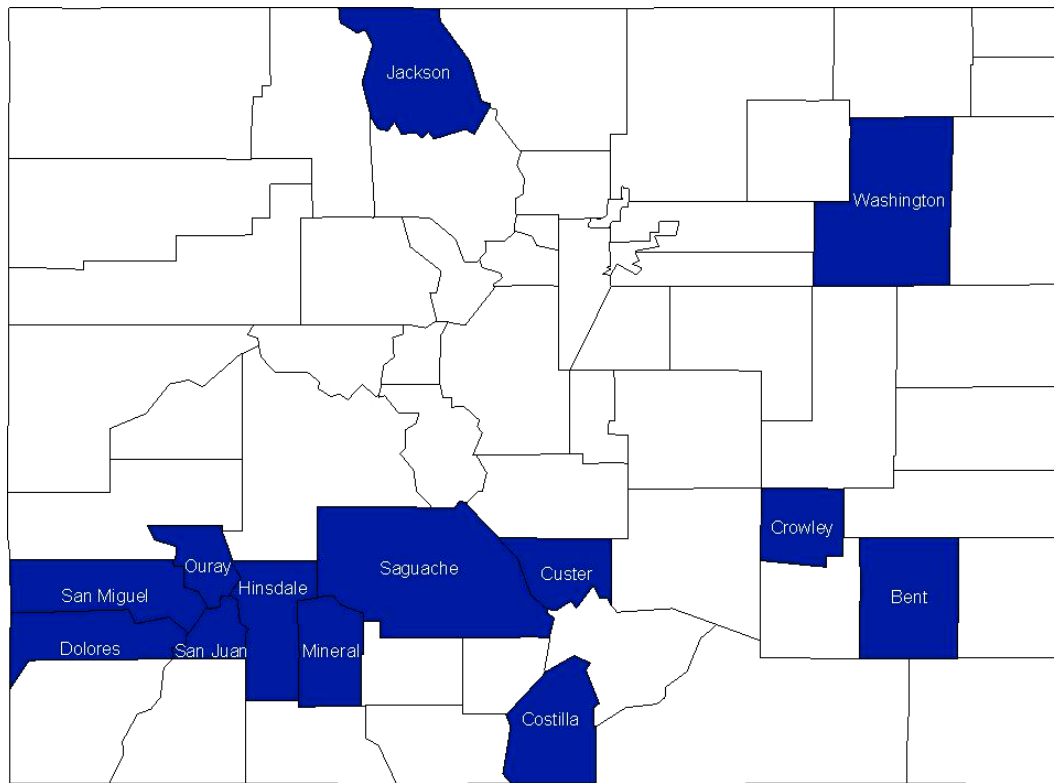


The Colorado Rural Health Center  
2008



**Colorado Rural Health Center**  
3033 S. Parker Rd., Suite 660  
Aurora, CO 80014  
Phone: (303) 832-7493  
From Rural CO: (800) 851-6782  
Website: [www.coruralhealth.org](http://www.coruralhealth.org)  
Email: [info@coruralhealth.org](mailto:info@coruralhealth.org)

# Colorado County Profiles 2008



Nonmetropolitan Counties Without a Hospital

These profiles were prepared by the Colorado Rural Health Center to provide an overview of the basic health services infrastructure and demographics in Colorado's fourteen non-metropolitan counties without a hospital.

Prepared by the

## Colorado Rural Health Center

*"Enhancing healthcare services in Colorado by providing information, education, linkages, tools, and energy toward addressing rural health issues."*

Through our mission, the Colorado Rural Health Center works in collaboration with federal, state, and local partners to offer various services and resources to Colorado's rural healthcare providers, facilities, and communities. Established in 1991 as a 501(c) (3) not-for-profit organization, The Colorado Rural Health Center is the State Office of Rural Health in Colorado.

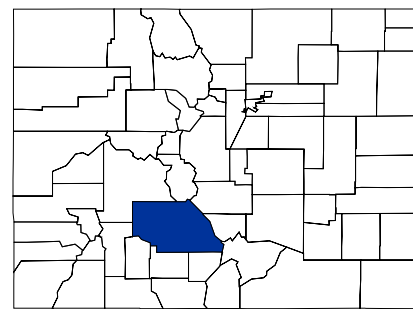
Every effort was made to provide accurate information. If services were missed or corrections or updates are needed, please let us know.



**Colorado Rural Health Center**

3033 S. Parker Rd., Suite 606  
Aurora, CO 80014  
Phone: (303) 832-7493  
From Rural CO: (800) 851-6782  
Email: [info@coruralhealth.org](mailto:info@coruralhealth.org)  
Website: [www.coruralhealth.org](http://www.coruralhealth.org)

# Saguache County Profile 2008 Health Services



---

## **Primary Care Services**

Cesar E Chavez Family Medical Center, Part of Valley Wide Health Systems, Inc.  
186 N Hurt Street, Center, CO 81125  
(719) 754-2778  
Monday – Friday  
8 a.m. - 5 p.m.

Moffat Family Health Center, Part of Valley Wide Health Systems, Inc.  
545 Moffat Way, Moffat, CO 81143  
(719) 256-4025  
Monday, Tuesday and Thursday  
8 a.m. – 5 p.m.

Saguache County Clinic and Saguache County Public Health  
405 Denver, Saguache, CO 81149  
(719) 655-2531 (phone number for the Salida Clinic, which coordinates the Saguache Clinic)  
Monday: 9 a.m. – 1 p.m. and Wednesday: 1:30 p.m. – 5:00 p.m.

## **Dental Services**

Center Dental Clinic, Part of Valley Wide Health Systems, Inc.  
220 South Worth, Center, CO 81125  
(719) 754-3584  
Available by appointment, hours vary week to week.

## **Mental Health Services**

San Luis Valley Comprehensive Community Health Center  
260 Worth Street, Center, CO 81125  
(719) 754-3927  
Available by appointment, hours vary week to week.

## **Long Term Care, Assisted Living and Nursing Homes**

Saguache County Clinic—Medicaid Personal Care Program that offers assisted living at home.  
Please call (719) 655-2531 for more information.

## **Hospice and Home Health**

Service is provided by local nurses and is based out of the Hospice Association in Alamosa:  
Hospice Del Valle  
514 Main, Alamosa CO 81101  
(719) 589-9019

## **EMS**

Northern Saguache County Ambulance  
(719) 655-2826  
The service is a special district of the county  
The staff consists of volunteer EMT-Intermediates, EMT-Basics, First Responders, and Nurses.  
The service operates two ambulances

Baca Grande Property Owners Association

(719) 256-4171

The service is a private-non-profit

One paid administrative staff

The volunteer staff consists of Paramedics, EMT-Intermediates, EMT-Basics, and First Responders

The service operates 2 ambulances

Center Fire Protection District

(719) 754-0218

The service is a private-non-profit

The service is staffed by all volunteer Paramedics, EMT-Intermediates, EMT-Basics, and First Responders.

The service operates 2 ambulances

### **Pharmacy**

Stewart Pharmacy Inc.

295 South Worth, Center 81125

(719) 754-3461

Monday - Friday

### **Public Transportation**

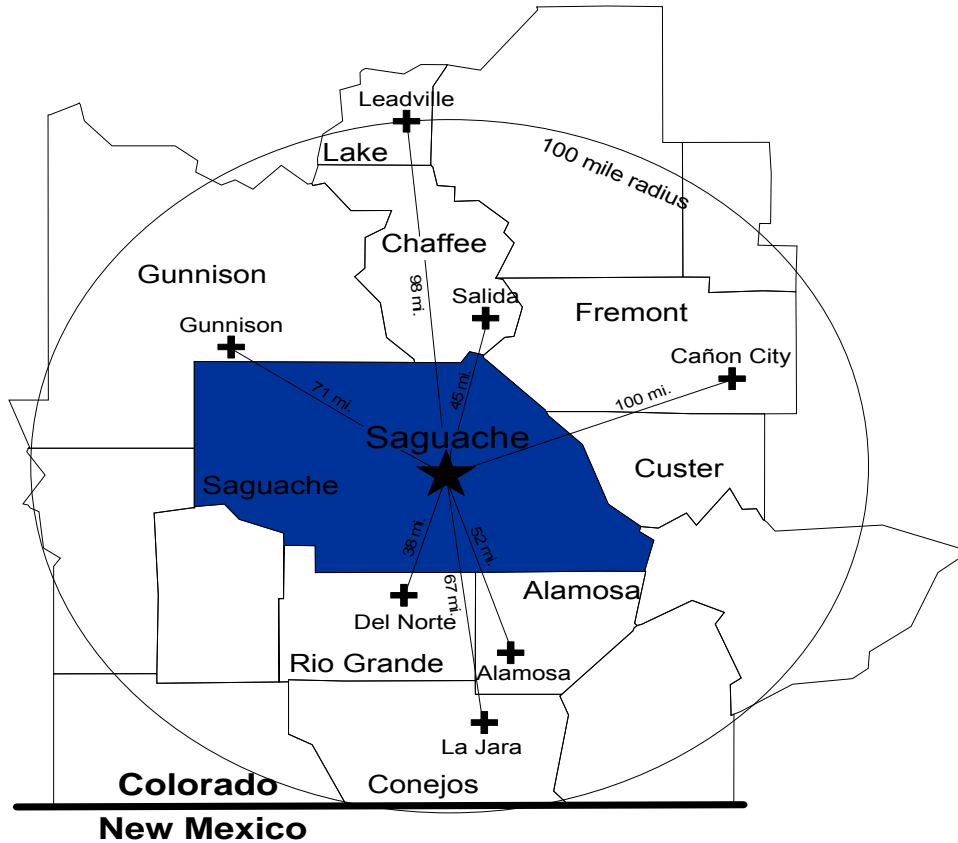
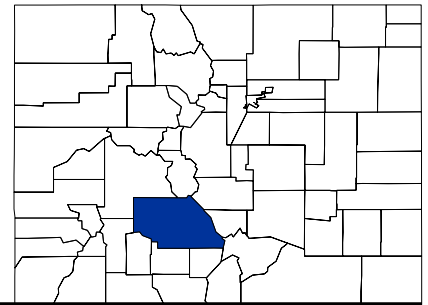
Fixed routes twice monthly for Saguache County available through Tri-County Senior Citizens and Housing (TCSC), Monte Vista, CO (719) 852-5778.



**Colorado Rural Health Center**

3033 S. Parker Rd., Suite 606  
 Aurora, CO 80014  
 Phone: (303) 832-7493  
 From Rural CO: (800) 851-6782  
 Email: info@coruralhealth.org  
 Website: www.coruralhealth.org

# Saguache County Profile 2008 Neighboring Hospitals



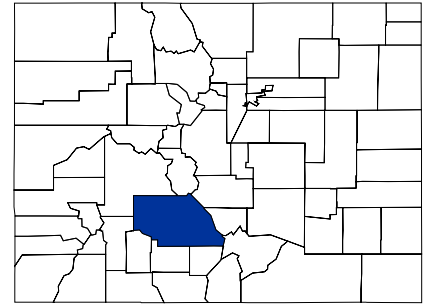
Hospital	# of Beds	Distance to Saguache*
<b>Rio Grande Hospital</b> 310 County Road 14 Del Norte, CO. 81132	14	38 mi
<b>Heart of the Rockies Regional Medical Center</b> 448 East First St. Salida, CO. 81201	25	45 mi.
<b>San Luis Valley Regional Medical Center</b> 106 Blanca Ave. Alamosa, CO. 81101	80	52 mi.
<b>Pagosa Mountain Hospital</b> 95 s. Pagosa Blvd. Pagosa Springs, CO 81147		99 mi.
<b>Conejos County Hospital</b> 19021 U.S. Highway 285 La Jara, CO. 81140	17	67 mi.
<b>Gunnison Valley Hospital</b> 711 North Taylor St. Gunnison, CO. 81230	24	71 mi.
<b>St. Vincent General Hospital</b> 822 West 4th St. Leadville, CO. 80461	25	98 mi.
<b>St. Thomas More Hospital</b> 1338 Phay Avenue Cañon City, CO. 81212	55	100 mi.

\*Driving distance from the county seat.



**Colorado Rural Health Center**  
 3033 S. Parker Rd., Suite 606  
 Aurora, CO 80014  
 Phone: (303) 832-7493  
 From Rural CO: (800) 851-6782  
 Email: [info@coruralhealth.org](mailto:info@coruralhealth.org)  
 Website: [www.coruralhealth.org](http://www.coruralhealth.org)

## Saguache County Profile 2008 Demographics



This demographic profile is intended to provide an idea of how this county compares, using various, commonly used criterion, to the state as a whole. As this is not a comprehensive compilation of all available data, we have provided the source of the data to make it easier to collect additional details.

Population 2000	5,917
Land Area (square miles)	3,168
Population per mi. <sup>2</sup> , 2000	1.9

### Population Quick Facts

	Saguache County	Colorado	USA
Population 2000	4,301,261	281,421,906	
Population 2006, estimate	4,753,377	299,398,284	
Population % change 2000-2006	10.5%	6.4%	
Persons under 5 years old, percent, 2006	7.2%	6.8%	
Persons under 18 years old, percent, 2006	24.6%	24.6%	
Persons 65 years old and over, percent, 2006	10%	2.4%	
Female persons, percent, 2006	49.7%	50.7%	

Source: U.S. Census Bureau <http://quickfacts/census.gov/qfd/states/08/08027.html>

### Ethnicity

	Saguache County	Colorado	USA
White persons, percent, 2006 (a)	90.1%	80.1%	
Black or African American persons, percent, 2006 (a)	4.1%	12.8%	
American Indian and Alaska Native persons, percent, 2006 (a)	1.1%	1.0%	
Asian persons, percent, 2006 (a)	2.6%	4.4%	
Native Hawaiian and Other Pacific Islander, percent, 2006 (a)	0.1%	0.2%	
Foreign born persons, percent, 2000	8.6%	11.1%	
Persons reporting two or more races, percent, 2006	1.8%	1.6%	
White persons, not of Hispanic/Latino origin, percent, 2006	71.7%	66.4%	
Persons of Hispanic or Latino origin, percent, 2006 (b)	19.7%	14.8%	

(a) Includes persons reporting only one race

(b) Hispanics may be of any race, so also are included in applicable race categories

Source: U.S. Census Bureau <http://quickfacts.census.gov/qfd/states/08/08027.html>

### Economics & Income

	Saguache County	Colorado	USA
Median household income, 2004		\$50,105	\$44,334
Per capita money income, 1999	\$13,121	\$24,049	\$21,587
Persons below poverty, percent, 2004		10.2%	12.7%

Source: U.S. Census Bureau <http://quickfacts/census.gov/qfd/states/08/08027.html>

## Underservice Designations

Designation	Area	Type	Date
Primary Care Health Professional Shortage Area (HPSA)	County-wide	Low-Income	July 2007
Mental Health Professional Shortage Area	San Luis Valley	Geographic	Feb. 2008
Dental Health Professional Shortage Area	County-wide	Low-Income	July 2007
Medically Underserved Area/Population (MUA/MUP)	County-wide	MUA	June 2007

Underservice designations (Health Professional Shortage Area - HPSA, Medically Underserved Area - MUA, etc.) can make an area eligible for certain federal programs and resources; different designation-types work for different programs and resources. Designations can be county-wide, or they can cover a service area within a county. The HPSA designations have to be renewed every 3 or 4 years, while the MUA/MUPs do not (at least currently). While these are federal designations, the Primary Care Office in the Colorado Department of Public Health and Environment, (303) 692-2470, can provide additional information and assist communities with the process. To find out more about Health Professional Shortage Areas, please visit <http://hpsafind.hrsa.gov>. For information on MUAs and MUPs, please visit <http://bphc.hrsa.gov/databases.htm>.

## Rates of Uninsured

Uninsurance Rate - Estimate 1	Saguache County	Colorado
Unemployment Rate 2000	7.6%	2.7%
Estimate % of Uninsured, 2000 - All Ages	22.6%	11.5%
Uninsurance Rate - Estimate 2		
Current Population Survey (CPS) Estimate	24.7%	15.9%
Uninsurance Rate - Estimate 3		
U.S. Census Bureau Small Area Health Insurance Estimates	27.1%	15.1%

Source: 2001 Colorado Health Data Book – Insurance, Access and Expenditures, produced by the Coalition for the Medically Underserved. [www.ccmu.org](http://www.ccmu.org).

It is extremely difficult to get good estimates of uninsurance rates at the county level. These county estimates use two 'proxies' to estimate levels of uninsurance. The first uses unemployment rates and population estimates, then applies a recognized formula to determine an estimate.

The second method uses data from the Current Population Survey (CPS) administered by the Bureau of Census for each county, along with studies showing the relationship of these variables to estimate uninsurance rates. See the CCMU website for additional details.

The third estimate on uninsurance shows uninsurance rates from the U.S. Census Bureau Small Area Health Insurance Estimates program available at <http://www.census.gov/hhes/www/sahie/index.html>.

## Labor Market

Annual Average 2007	Saguache County	Colorado
Labor Force	3,075	2,717,162
Employment	2,890	2,559,881
Unemployment	185	117,281
Unemployment Rate	6.0%	4.3%

Source: <http://lmigateway.coworkforce.com/lmigateway/>  
From the Colorado Department of Labor and Employment

## Children's Health

	Saguache County	Colorado
2005 Total Population (#)	6,543	4,722,460
2005 Children Under 18 (#)	1,701	1,186,568
2005 Children Under 5 (#)	450	347,145
2005 Out-of-Home Placements ( <i>rate per 1,000</i> )	16.4	11.5
2006 Child Abuse and Neglect ( <i>rate per 1,000</i> )	7.6	8.1
2005 Children Qualifying for Free or Reduced Lunch (%)	78.5	33.7
2004 Children in Poverty (%)	29.4	12.8
2005 High School Graduates (%)	73	70

Taken from the "2007 KidCount in Colorado" report, produced through the Colorado's Children's Campaign.  
For additional information, go to <http://www.coloradokids.org/includes/downloads/kidcount2007.pdf>

## Adolescent Health Measures

	Saguache County	Colorado	Rate Measurement
Teen Fertility Rate, Ages 15-17	32.5	24.2	total births / female population, 2004-2006
Suicide Death Rate, Ages 15-19	0.0	12.0	suicide deaths / population, 2004-2006
Motor Vehicle Death Rate, Ages 15-19	DS	22.9	crash deaths / population, 2004-2006
Teen Tobacco % Using	not available	34.4	
Teen Alcohol % Using	not available	50.9	
Teen Homicide Rate, Ages 15-19	0.0	5.7	total homicides/population, 2002-2006

DS: Data Suppressed for Confidentiality

Source: Colorado Department of Public Health and Environment

<http://www.cdphe.state.co.us/ps/mch/mchadmin/mchdatasets2008/profiles/saguache.pdf>

## Oral Health Measures

	Saguache County	Colorado	Rate Measurement
Percent with caries experience	71.1	57.2	estimated % of grade 3 children, 2006-07
Percent with dental sealants	35.9	35.0	estimated % of grade 3 children, 2006-07
Percent with untreated decay	33.9	24.5	estimated % of grade 3 children, 2006-07
Medicaid dental services rate	10.8	27.3	% children who received services in FY 05

Source: <http://www.cdphe.state.co.us/ps/mch/mchadmin/mchdatasets2008/profiles/saguache.pdf>

## Birth Characteristics

	Saguache County		Colorado	
	Number	Percent	Number	Percent
Total Live Births	106	100.0	70,737	100.0
10-17	5	4.7	2,424	3.4
18-19	8	7.5	4,405	6.2
20-29	56	52.8	36,145	51.1
30+	37	34.9	27,753	39.2
Low Weight Births (<2,500 Grams)	8	7.5	6,379	9.0
Very Low Weight Births (<1,500 Grams)	0	0.0	891	1.3
Prenatal Care Later than 1st Trimester/No Care	32	30.2	14,076	20.3
No Prenatal Care	3	2.8	933	1.3
Preterm Births (<37 Weeks)	12	11.3	6,800	9.6
Education of Mother <12 Years	36	34.0	14,702	14.8
Live Births to Unmarried Women	33	31.1	19,547	27.6
Smoking During Pregnancy	10	9.5	4,965	7.1

\* indicates one or two events in the category.

Sums may not add to total due to cases with age of mother unknown. Percentages are of total births, excluding cases with specific characteristics unknown. See technical notes at [www.cdphe.state.co.us/hs](http://www.cdphe.state.co.us/hs) for definitions of data items. Source: Health Statistics Section, Colorado Department of Public Health and Environment. 2006 data set

## Cancer Incidence Rates

All Cancers Combined - Number of Diagnosed Cancers and Average Annual Age-Adjusted Incidence Rates per 100,000 by Sex, Place, and Time Period. Saguache County, Colorado 1992-1998, 1999-2000, and 2001-2002

Saguache Colorado	Male						Female					
	1992-1998		1999-2000		2001-2002		1992-1998		1999-2000		2001-2002	
	No.	Rate	No.	Rate	No.	Rate	No.	Rate	No.	Rate	No.	Rate
	80	498.3	27	502.7	14	243.8■	50	291.1■	30	536.3	26	390.3
	50840	565.7	15501	529.3	16235	519	45919	394.2	15221	409.1	15875	402

Source: Cancer in Colorado 1992-2002, Incidence and Mortality by County, Colorado Department of Public Health and Environment, 2005.

■ Rate is significantly lower than Colorado rate

\* Indicates fewer than three events in this category

## Cancer Death Rates

All Cancers Combined - Number of Cancer Deaths and Average Annual Age-Adjusted Mortality Rates per 100,000 by Sex, Place, and Time Period. Saguache County, Colorado 1992-1998, 1999-2000, and 2001-2002

Saguache Colorado	Male						Female					
	1992-1998		1999-2000		2001-2002		1992-1998		1999-2000		2001-2002	
	No.	Rate	No.	Rate	No.	Rate	No.	Rate	No.	Rate	No.	Rate
	21	131.6■	10	213.5	5	75.2	21	122.7	12	226.4	13	184.1
	19089	231	5920	218	5978	208.8	17847	155.3	5516	148.4	5748	146.4

Source: Cancer in Colorado 1992-2002, Incidence and Mortality by County, Colorado Department of Public Health and Environment, 2005

■ Rate is significantly lower than Colorado rate

\* Indicates fewer than three events in this category.

## Injury Related Deaths 2001-2003

	Saguache County	Colorado
Total number of injury related deaths	15	8327
Adjusted Rate per 100,000	80.7	63.9
Unintentional Injury related deaths - Adjusted rate per 100,000	43.1	41.6
Intentional Injury related deaths - Adjusted rate per 100,000	37.6	20.1
Firearm-Related deaths - Adjusted rate per 100,000	27.4	11.3
Motor Vehicle Traffic Injury related deaths- Adjusted rate	31.8	15.9

Source: Injury in Colorado: Colorado Department of Public Health and Environment. (Released in August 2005)

Injuries are a leading cause of death in Coloradans ages 1-44. Injuries are categorized as intentional or unintentional. Intentional injuries such as homicide or suicide involve intent to harm. Age Adjusted Rates are adjusted to the 2000 US standard population.

## Deaths

Crude death rates and age-adjusted death rates with 95% confidence limits from selected causes:

Cause of Death	Saguache County			Colorado		
	No.	Rate	Age-Adjusted Rate	No.	Rate	Age-Adjusted Rate
All Causes	30	457.0	509.2	29,413	611.2	737.4
Cardiovascular Disease	5	76.2	100.1	8,482	176.3	221.4
Heart Disease	4	60.9	84.9	6,099	126.7	157.8
Cerebrovascular Disease	*	*	*	1,525	31.7	40.5
Atherosclerosis	0	0.0	0.0	341	7.1	9.5
Malignant Neoplasms	11	167.6	162.8	6,523	135.5	158.8
Lung Cancer	0	0.0	0.0	1,551	32.2	38.0
Breast Cancer	0	0.0	0.0	493	10.2	11.5
Chronic Lower Respiratory Diseases	*	*	*	1,930	40.1	50.4
Unintentional Injuries	4	60.9	58.5	1,888	39.2	42.1
Motor Vehicle	3	45.7	48.2	570	11.8	10.8
Other Unintentional Injuries	*	*	*	1,292	26.8	29.8
Pneumonia and Influenza	0	0.0	0.0	609	12.7	16.2
Suicide	*	*	*	724	15.0	14.9
Diabetes Mellitus	0	0.0	0.0	679	14.1	17.0
HIV Infection	0	0.0	0.0	82	1.7	1.7
Chronic Liver Disease and Cirrhosis	*	*	*	458	9.5	9.7
Alzheimer's Disease	0	0.0	0.0	1,055	21.9	29.7
Nephritis, Nephrosis, Nephrotic Syndrome	0	0.0	0.0	462	9.6	12.3
Homicide and Legal Intervention	0	0.0	0.0	188	3.9	3.8
Septicemia	0	0.0	0.0	325	6.8	8.3
Congenital Anomalies	0	0.0	0.0	168	3.5	3.4
Perinatal Period Conditions	0	0.0	0.0	224	4.7	4.4
All Other	6	91.4	125.1	5,616	116.7	143.1
Injury by Firearm	0	0.0	0.0	494	10.3	10.2
Drug-induced Deaths	*	*	*	649	13.5	13.1
Alcohol-Induced Deaths	*	*	*	518	10.8	10.3
Work-Related Injury (Y/N Check Death Certificate)	0	0.0	0.0	100	2.1	2.0

\* indicates one or two events in the category.

Rates are deaths per 100,000 population. Age-adjusted rates provide a better basis for comparison among different geographical areas or time periods. Crude death rates are calculated without age-adjustment. Age-adjusted rates are adjusted to the 2000 U.S. standard population using the direct method applied to 10-year age groups.

Source: Health Statistics Section, 2006 data set, Colorado Department of Public Health and Environment.

[http://www.cdphe.state.co.us/hs/vs/2006/Saguache\\_2006.pdf](http://www.cdphe.state.co.us/hs/vs/2006/Saguache_2006.pdf)