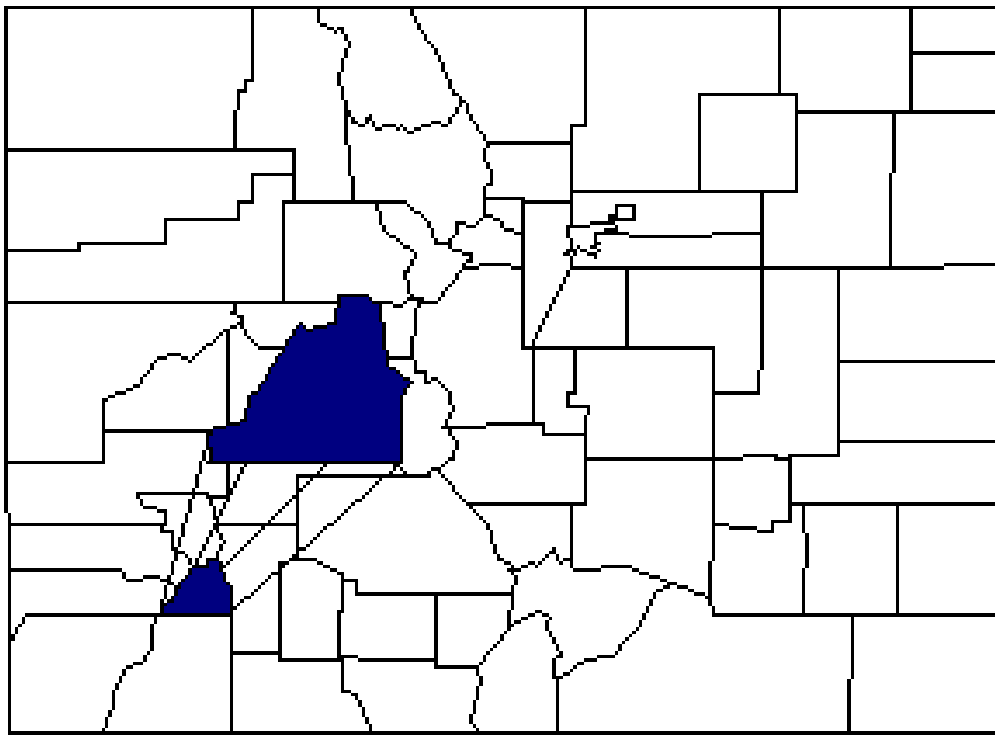


# San Juan County Profile

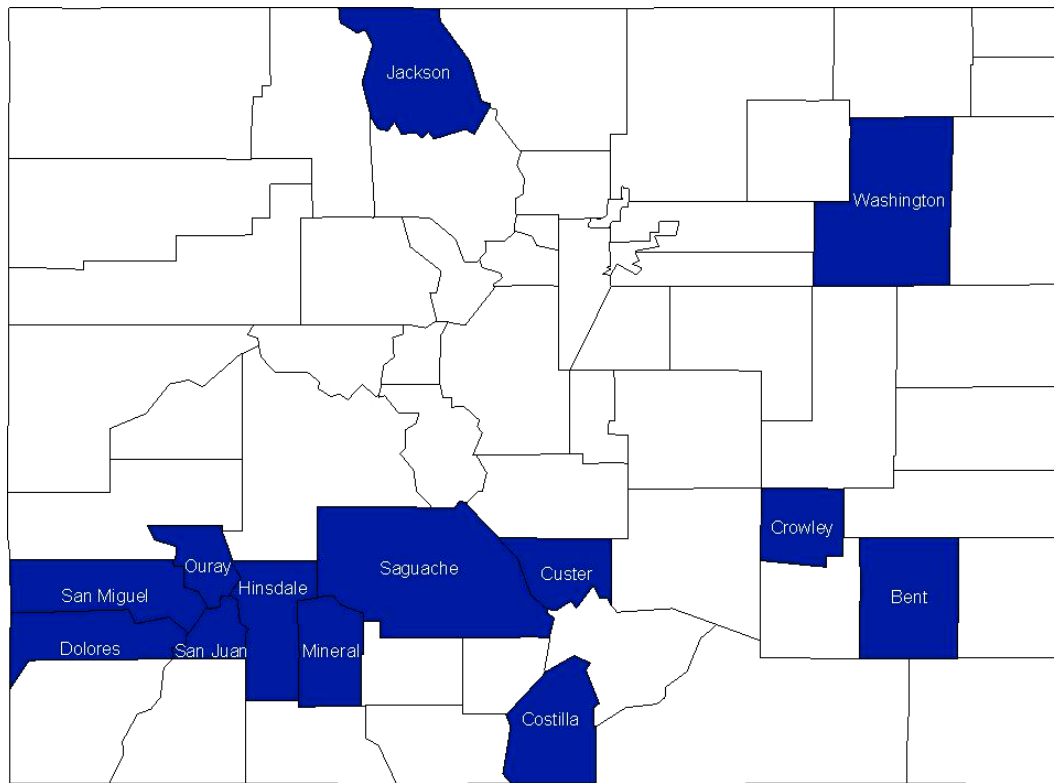


The Colorado Rural Health Center  
2008



**Colorado Rural Health Center**  
3033 S. Parker Rd., Suite 660  
Aurora, CO 80014  
Phone: (303) 832-7493  
From Rural CO: (800) 851-6782  
Website: [www.coruralhealth.org](http://www.coruralhealth.org)  
Email: [info@coruralhealth.org](mailto:info@coruralhealth.org)

# Colorado County Profiles 2008



Nonmetropolitan Counties Without a Hospital

These profiles were prepared by the Colorado Rural Health Center to provide an overview of the basic health services infrastructure and demographics in Colorado's fourteen non-metropolitan counties without a hospital.

Prepared by the

## Colorado Rural Health Center

*"Enhancing healthcare services in Colorado by providing information, education, linkages, tools, and energy toward addressing rural health issues."*

Through our mission, the Colorado Rural Health Center works in collaboration with federal, state, and local partners to offer various services and resources to Colorado's rural healthcare providers, facilities, and communities. Established in 1991 as a 501(c) (3) not-for-profit organization, The Colorado Rural Health Center is the State Office of Rural Health in Colorado.

Every effort was made to provide accurate information. If services were missed or corrections or updates are needed, please let us know.



## Colorado Rural Health Center

3033 S. Parker Rd., Suite 606

Aurora, CO 80014

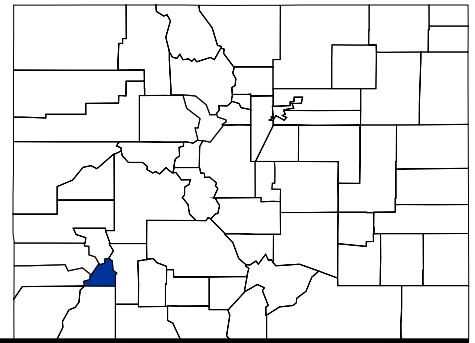
Phone: (303) 832-7493

From Rural CO: (800) 851-6782

Email: [info@coruralhealth.org](mailto:info@coruralhealth.org)

Website: [www.coruralhealth.org](http://www.coruralhealth.org)

# San Juan County Profile 2008 Health Services



## **Primary Care Services**

Glenwood Medical Center

Saturdays only. Please call (970) 387-5354 for the schedule.

A chiropractor, Dr. Wolf, comes in every other Wednesdays. Please call (970) 247-5519 for the schedule.

1450 Greene St

Silverton, CO 81433

(970) 387-5354

San Juan County Nursing Service

1315 Snowden Street

Silverton, CO 81433

(970) 387-0242

[www.sjchealth.org](http://www.sjchealth.org), [info@sjchealth.org](mailto:info@sjchealth.org)

Offers many services including: emergency planning; parenting programs; substance abuse prevention programs; immunization clinics; San Juan County Eye and Ear Program; WIC, Women, Infants, and Children Program; Medicaid Children's Screening and Development Program; Colorado Health Plan Plus (CHP+); and TEAM, Tobacco Education and Avoidance Management.

San Juan Basin Health Department in La Plata County offers the following services:

Prenatal Clinic, Family Planning, Immunization Clinic, Health Care Program for Children with Special Needs, Genetics Clinic, EPSDT Outreach, WIC (Women, Infants, and Children Program), communicable disease, home health, dental, and options for long-term care.

San Juan Basin Health Department 281 Sawyer Drive Durango, CO 81302

(970) 247-5702

## **Dental Services**

A mobile van operated by the San Juan Basin Health Department occasionally comes to Silverton to serve children.

The county is in the process of working with other counties to obtain mobile dental services.

## **Mental Health Services**

Bruce Haring, (970) 259-6698

In Silverton weekly (Fall-Spring) and biweekly (Summer)

1315 Snowden St., Silverton, CO 81433

Please call ahead for schedule or to make an appointment

Southwest Colorado Mental Health Center in Durango, La Plata County, provides service for San Juan County residents. Southwest Colorado Mental Health Center 281 Sawyer Dr. Durango, CO 81303 (970) 259-2162

## **Long Term Care, Assisted Living and Nursing Homes**

None identified in county

### **Hospice and Home Health**

None identified in county

In Durango, La Plata County, San Juan Basin Health Department provides long-term and convalescent care along with other services. San Juan Basin Health Department  
(970) 247-5702

### **EMS**

Silverton-San Juan County Ambulance, (970) 387-5887

This is a fully licensed, non-profit 501(c) 3 organization.

The service has paid and volunteer staff consisting of a Paramedic, EMT-Intermediates, EMT-Basics, and a registered nurse. The service operates two ambulances

### **Pharmacy**

None identified in county

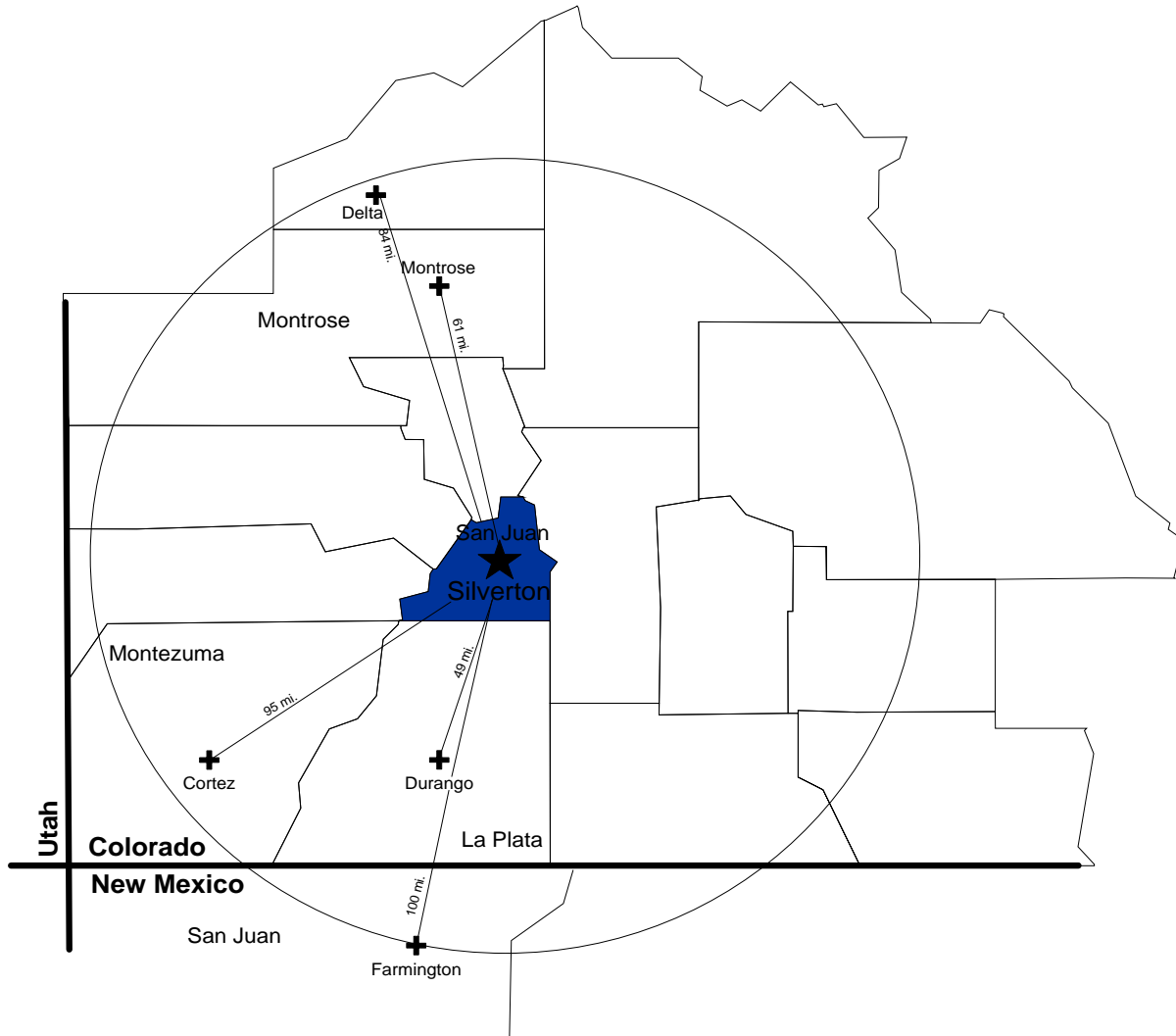
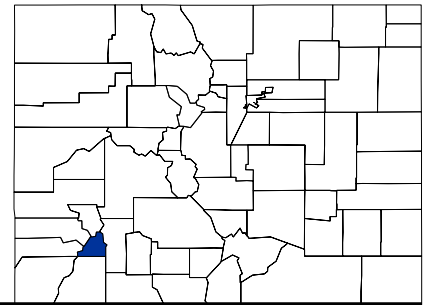
### **Public Transportation**

San Juan County Nursing Services (SJCNS) can schedule transportation for Medicaid clients through the Department of Social Services for non-emergency medical and dental visits in Colorado, (970) 387-0242.



**Colorado Rural Health Center**  
 3033 S. Parker Rd., Suite 606  
 Aurora, CO 80014  
 Phone: (303) 832-7493  
 From Rural CO: (800) 851-6782  
 Email: info@coruralhealth.org  
 Website: www.coruralhealth.org

# San Juan County Profile 2008 Neighboring Hospitals



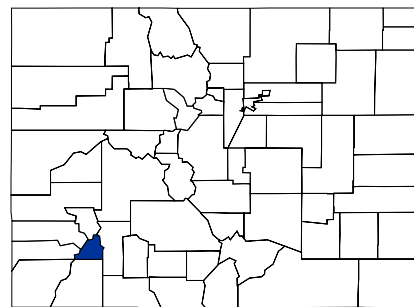
Hospital	# of Beds	Distance to Silverton*
<b>Mercy Medical Center</b> 375 E Park Ave Durango, CO 81301	83	49 mi.
<b>Montrose Memorial Hospital</b> 800 S. 3rd St. Montrose, CO. 81401	75	61 mi.
<b>Delta County Memorial Hospital</b> 1501 East 3rd Street Delta, CO. 81416 PO Box 10100 (81416-5003)	49	84 mi.
<b>Southwest Memorial Hospital</b> 1311 North Mildred Rd. Cortez, CO. 81321	61	95 mi.
<b>San Juan Regional Medical Center</b> 801 West Maple Street Farmington, NM. 87401	168	100 mi.

\*Driving distance from the county seat.



**Colorado Rural Health Center**  
 3033 S. Parker Rd., Suite 606  
 Aurora, CO 80014  
 Phone: (303) 832-7493  
 From Rural CO: (800) 851-6782  
 Email: info@coruralhealth.org  
 Website: www.coruralhealth.org

## San Juan County Profile 2008 Demographics



Population 2000	558
Land Area (square miles)	387
Population per mi. <sup>2</sup> , 2000	1.4

This demographic profile is intended to provide an idea of how this county compares, using various, commonly used criterion, to the state as a whole. As this is not a comprehensive compilation of all available data, we have provided the source of the data to make it easier to collect additional details.

### Population Quick Facts

	San Juan County	Colorado	USA
Population 2000		4,301,261	281,421,906
Population 2006, estimate		4,753,377	299,398,284
Population % change 2000-2006		10.5%	6.4%
Persons under 5 years old, percent, 2006		7.2%	6.8%
Persons under 18 years old, percent, 2006		24.6%	24.6%
Persons 65 years old and over, percent, 2006		10%	2.4%
Female persons, percent, 2006		49.7%	50.7%

Source: U.S. Census Bureau <http://quickfacts/census.gov/qfd/states/08/08027.html>

### Ethnicity

	San Juan County	Colorado	USA
White persons, percent, 2006 (a)		90.1%	80.1%
Black or African American persons, percent, 2006 (a)		4.1%	12.8%
American Indian and Alaska Native persons, percent, 2006 (a)		1.1%	1.0%
Asian persons, percent, 2006 (a)		2.6%	4.4%
Native Hawaiian and Other Pacific Islander, percent, 2006 (a)		0.1%	0.2%
Foreign born persons, percent, 2000		8.6%	11.1%
Persons reporting two or more races, percent, 2006		1.8%	1.6%
White persons, not of Hispanic/Latino origin, percent, 2006		71.7%	66.4%
Persons of Hispanic or Latino origin, percent, 2006 (b)		19.7%	14.8%

(a) Includes persons reporting only one race

(b) Hispanics may be of any race, so also are included in applicable race categories

Source: U.S. Census Bureau <http://quickfacts.census.gov/qfd/states/08/08027.html>

### Economics & Income

	San Juan County	Colorado	USA
Median household income, 2004		\$50,105	\$44,334
Per capita money income, 1999	\$17,584	\$24,049	\$21,587
Persons below poverty, percent, 2004		10.2%	12.7%

Source: U.S. Census Bureau <http://quickfacts/census.gov/qfd/states/08/08027.html>

## Underservice Designations

Designation	Area	Type	Date
Primary Care Health Professional Shortage Area (HPSA)	County-wide	Geographic	July 2007
Mental Health Professional Shortage Area	Southwestern	Geographic	Feb. 2008
Dental Health Professional Shortage Area	None		July 2007
Medically Underserved Area/Population (MUA/MUP)	None		June 2007

Underservice designations (Health Professional Shortage Area - HPSA, Medically Underserved Area - MUA, etc.) can make an area eligible for certain federal programs and resources; different designation-types work for different programs and resources. Designations can be county-wide, or they can cover a service area within a county. The HPSA designations have to be renewed every 3 or 4 years, while the MUA/MUPs do not (at least currently). While these are federal designations, the Primary Care Office in the Colorado Department of Public Health and Environment, (303) 692-2470, can provide additional information and assist communities with the process. To find out more about Health Professional Shortage Areas, please visit <http://hpsafind.hrsa.gov>. For information on MUAs and MUPs, please visit <http://bphc.hrsa.gov/databases.htm>.

## Rates of Uninsured

	San Juan County	Colorado
<b>Uninsurance Rate - Estimate 1</b>		
Unemployment Rate 2000	12.5%	2.7%
Estimate % of Uninsured, 2000 - All Ages	33.8%	11.5%
<b>Uninsurance Rate - Estimate 2</b>		
Current Population Survey (CPS) Estimate	19.2%	15.9%
<b>Uninsurance Rate - Estimate 3</b>		
U.S. Census Bureau Small Area Health Insurance Estimates	27.4%	15.1%

Source: 2001 Colorado Health Data Book – Insurance, Access and Expenditures, produced by the Coalition for the Medically Underserved. [www.ccmu.org](http://www.ccmu.org).

It is extremely difficult to get good estimates of uninsurance rates at the county level. These county estimates use two 'proxies' to estimate levels of uninsurance. The first uses unemployment rates and population estimates, then applies a recognized formula to determine an estimate.

The second method uses data from the Current Population Survey (CPS) administered by the Bureau of Census for each county, along with studies showing the relationship of these variables to estimate uninsurance rates. See the CCMU website for additional details.

The third estimate on uninsurance shows uninsurance rates from the U.S. Census Bureau Small Area Health Insurance Estimates program available at <http://www.census.gov/hhes/www/sahie/index.html>.

## Labor Market

	San Juan County	Colorado
<b>Annual Average 2007</b>		
Labor Force	481	2,717,162
Employment	441	2,559,881
Unemployment	40	117,281
Unemployment Rate	8.3%	4.3%

Source: <http://lmgateway.coworkforce.com/lmgateway/>  
From the Colorado Department of Labor and Employment

## Children's Health

	San Juan County	Colorado
2005 Total Population (#)	560	4,722,460
2005 Children Under 18 (#)	96	1,186,568
2005 Children Under 5 (#)	29	347,145
2005 Out-of-Home Placements ( <i>rate per 1,000</i> )	0	11.5
2006 Child Abuse and Neglect ( <i>rate per 1,000</i> )	0	8.1
2005 Children Qualifying for Free or Reduced Lunch (%)	67.6	33.7
2004 Children in Poverty (%)	19.6	12.8
2005 High School Graduates (%)	LNE	70

Taken from the "2007 KidCount in Colorado" report, produced through the Colorado's Children's Campaign.

For additional information, go to <http://www.coloradokids.org/includes/downloads/kidcount2007.pdf>

LNE: Low Number of Events

## Adolescent Health Measures

	San Juan County	Colorado	Rate Measurement
Teen Fertility Rate, Ages 15-17	DS	24.2	total births / female population, 2004-2006
Suicide Death Rate, Ages 15-19	0.0	12.0	suicide deaths / population, 2004-2006
Motor Vehicle Death Rate, Ages 15-19	0.0	22.9	crash deaths / population, 2004-2006
Teen Tobacco % Using	not available	34.4	
Teen Alcohol % Using	not available	50.9	
Teen Homicide Rate, Ages 15-19	0.0	5.7	total homicides/population, 2002-2006

DS: Data Suppressed for Confidentiality

Source: Colorado Department of Public Health and Environment

<http://www.cdphe.state.co.us/ps/mch/mchadmin/mchdatasets2008/profiles/sanjuan.pdf>

## Oral Health Measures

	San Juan County	Colorado	Rate Measurement
Percent with caries experience	49.3	57.2	estimated % of grade 3 children, 2006-07
Percent with dental sealants	38.6	35.0	estimated % of grade 3 children, 2006-07
Percent with untreated decay	18.9	24.5	estimated % of grade 3 children, 2006-07
Medicaid dental services rate	19.2	27.3	% children who received services in FY 05

Source: <http://www.cdphe.state.co.us/ps/mch/mchadmin/mchdatasets2008/profiles/sanjuan.pdf>

## Birth Characteristics

	San Juan County		Colorado	
	Number	Percent	Number	Percent
Total Live Births	10	100.0	70,737	100.0
10-17	*	*	2,424	3.4
18-19	*	*	4,405	6.2
20-29	4	40.0	36,145	51.1
30+	3	30.0	27,753	39.2
Low Weight Births (<2,500 Grams)	*	*	6,379	9.0
Very Low Weight Births (<1,500 Grams)	0	0.0	891	1.3
Prenatal Care Later than 1st Trimester/No Care	6	60.0	14,076	20.3
No Prenatal Care	0	0.0	933	1.3
Preterm Births (<37 Weeks)	*	*	6,800	9.6
Education of Mother <12 Years	3	30.0	14,702	14.8
Live Births to Unmarried Women	3	30.0	19,547	27.6
Smoking During Pregnancy	0	0.0	4,965	7.1

\* indicates one or two events in the category.

Sums may not add to total due to cases with age of mother unknown. Percentages are of total births, excluding cases with specific characteristics unknown. See technical notes at [www.cdphe.state.co.us/hs](http://www.cdphe.state.co.us/hs) for definitions of data items. Source: Health Statistics Section, Colorado Department of Public Health and Environment. 2006 data set

## Cancer Incidence Rates

All Cancers Combined - Number of Diagnosed Cancers and Average Annual Age-Adjusted Incidence Rates per 100,000 by Sex, Place, and Time Period. San Juan County, Colorado 1992-1998, 1999-2000, and 2001-2002

	Male						Female					
	1992-1998		1999-2000		2001-2002		1992-1998		1999-2000		2001-2002	
	No.	Rate	No.	Rate	No.	Rate	No.	Rate	No.	Rate	No.	Rate
<b>San Juan</b>	9	632.2	*	*	*	*	7	333.4	*	*	5	631.0
<b>Colorado</b>	50840	565.7	15501	529.3	16235	519	45919	394.2	15221	409.1	15875	402

Source: Cancer in Colorado 1992-2002, Incidence and Mortality by County, Colorado Department of Public Health and Environment, 2005.

\* Indicates fewer than three events in this category

## Cancer Death Rates

All Cancers Combined - Number of Cancer Deaths and Average Annual Age-Adjusted Mortality Rates per 100,000 by Sex, Place, and Time Period. San Juan County, Colorado 1992-1998, 1999-2000, and 2001-2002

	Male						Female					
	1992-1998		1999-2000		2001-2002		1992-1998		1999-2000		2001-2002	
	No.	Rate	No.	Rate	No.	Rate	No.	Rate	No.	Rate	No.	Rate
<b>San Juan</b>	5	381.5	*	*	*	*	4	253.9	*	*	*	*
<b>Colorado</b>	19089	231	5920	218	5978	208.8	17847	155.3	5516	148.4	5748	146.4

Source: Cancer in Colorado 1992-2002, Incidence and Mortality by County, Colorado Department of Public Health and Environment, 2005

\* Indicates fewer than three events in this category.

## Injury Related Deaths 2001-2003

	San Juan County	Colorado
Total number of injury related deaths	*	8327
Adjusted Rate per 100,000	*	63.9
Unintentional Injury related deaths - Adjusted rate per 100,000	*	41.6
Intentional Injury related deaths - Adjusted rate per 100,000	*	20.1
Firearm-Related deaths - Adjusted rate per 100,000	*	11.3
Motor Vehicle Traffic Injury related deaths- Adjusted rate	*	15.9

\* Indicates fewer than three deaths in this category.

Source: Injury in Colorado: Colorado Department of Public Health and Environment. (Released in August 2005)

Injuries are a leading cause of death in Coloradans ages 1-44. Injuries are categorized as intentional or unintentional. Intentional injuries such as homicide or suicide involve intent to harm. Age Adjusted Rates are adjusted to the 2000 US standard population.

## Deaths

Crude death rates and age-adjusted death rates with 95% confidence limits from selected causes:

Cause of Death	San Juan County			Colorado		
	No.	Rate	Age-Adjusted Rate	No.	Rate	Age-Adjusted Rate
All Causes	5	865.1	2,160.3	29,413	611.2	737.4
Cardiovascular Disease	*	*	*	8,482	176.3	221.4
Heart Disease	*	*	*	6,099	126.7	157.8
Cerebrovascular Disease	0	0.0	0.0	1,525	31.7	40.5
Atherosclerosis	0	0.0	0.0	341	7.1	9.5
Malignant Neoplasms	0	0.0	0.0	6,523	135.5	158.8
Lung Cancer	0	0.0	0.0	1,551	32.2	38.0
Breast Cancer	0	0.0	0.0	493	10.2	11.5
Chronic Lower Respiratory Diseases	*	*	*	1,930	40.1	50.4
Unintentional Injuries	0	0.0	0.0	1,888	39.2	42.1
Motor Vehicle	0	0.0	0.0	570	11.8	10.8
Other Unintentional Injuries	0	0.0	0.0	1,292	26.8	29.8
Pneumonia and Influenza	0	0.0	0.0	609	12.7	16.2
Suicide	0	0.0	0.0	724	15.0	14.9
Diabetes Mellitus	0	0.0	0.0	679	14.1	17.0
HIV Infection	0	0.0	0.0	82	1.7	1.7
Chronic Liver Disease and Cirrhosis	0	0.0	0.0	458	9.5	9.7
Alzheimer's Disease	0	0.0	0.0	1,055	21.9	29.7
Nephritis, Nephrosis, Nephrotic Syndrome	0	0.0	0.0	462	9.6	12.3
Homicide and Legal Intervention	0	0.0	0.0	188	3.9	3.8
Septicemia	0	0.0	0.0	325	6.8	8.3
Congenital Anomalies	0	0.0	0.0	168	3.5	3.4
Perinatal Period Conditions	0	0.0	0.0	224	4.7	4.4
All Other	0	0.0	0.0	5,616	116.7	143.1
Injury by Firearm	0	0.0	0.0	494	10.3	10.2
Drug-induced Deaths	0	0.0	0.0	649	13.5	13.1
Alcohol-Induced Deaths	0	0.0	0.0	518	10.8	10.3
Work-Related Injury (Y/N Check Death Certificate)	0	0.0	0.0	100	2.1	2.0

\* indicates one or two events in the category.

Rates are deaths per 100,000 population. Age-adjusted rates provide a better basis for comparison among different geographical areas or time periods. Crude death rates are calculated without age-adjustment. Age-adjusted rates are adjusted to the 2000 U.S. standard population using the direct method applied to 10-year age groups.

Source: Health Statistics Section, 2006 data set, Colorado Department of Public Health and Environment.

[http://www.cdphe.state.co.us/hs/vs/2006/SanJuan\\_2006.pdf](http://www.cdphe.state.co.us/hs/vs/2006/SanJuan_2006.pdf)